

City of Los Angeles

Office of Finance



Investment Report

March 31, 2023

Diana Mangioglou
Director of Finance/City Treasurer

Tom Juarez
Chief Investment Officer

200 N. Spring Street
Room 220, City Hall
Los Angeles, CA 90012
(213) 978-1774

Diana Mangioglu
DIRECTOR of FINANCE
CITY TREASURER

CITY OF LOS ANGELES

CALIFORNIA

OFFICE OF FINANCE
200 N. SPRING ST.
ROOM 220 -- CITY HALL

(213)978-1774



KAREN R. BASS
MAYOR

April 27, 2023

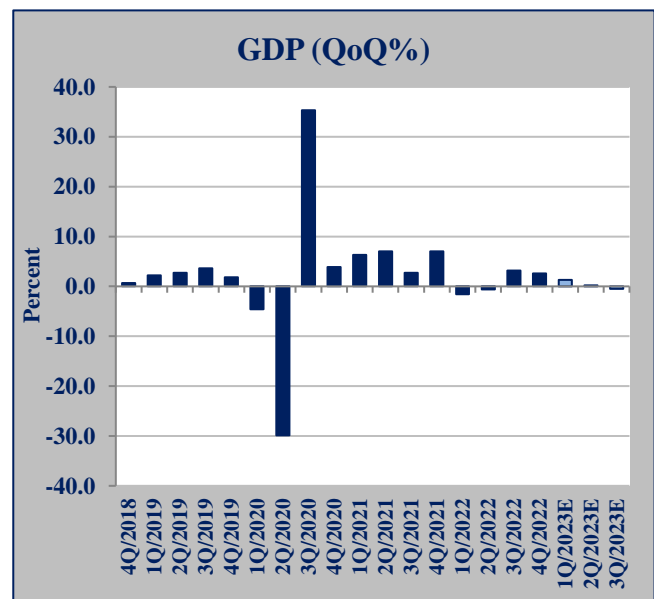
The Honorable Members of City Council of the City of Los Angeles
c/o Office of the City Clerk
City Hall, Room 395

Dear Honorable Members:

This is the Investment Report for the month ending March 31, 2023. It is provided to ensure the City Council is informed of the Department's activities. It satisfies the recommended reporting requirements of the City of Los Angeles Administrative Code, Chapter 5.1, Article 1, Section 20.90, which addresses the City Council's request for monthly financial information.

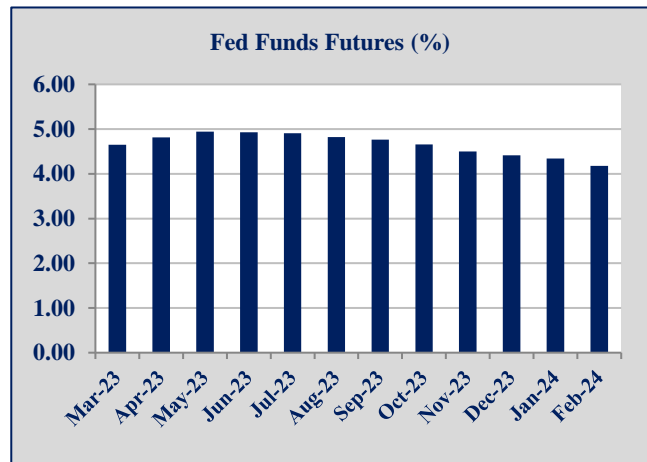
ECONOMIC ENVIRONMENT¹

The U.S. economy (as measured by the Gross Domestic Product-GDP) increased 2.6% on an annualized basis for the fourth quarter of 2022. The current anticipated growth rate for all of 2022 is 2.1%, which matches last month's forecast 2022 full-year forecast. The U.S. unemployment rate for March 2023 was 3.5%. The Consumer Price Index (CPI) increased 5.0% for the twelve months ending March 2023. Prices were up in large part due to energy, services, shelter, and a significant increase in food costs. U.S. consumer spending, as measured by Retail Sales, increased 2.9% over the past twelve months.



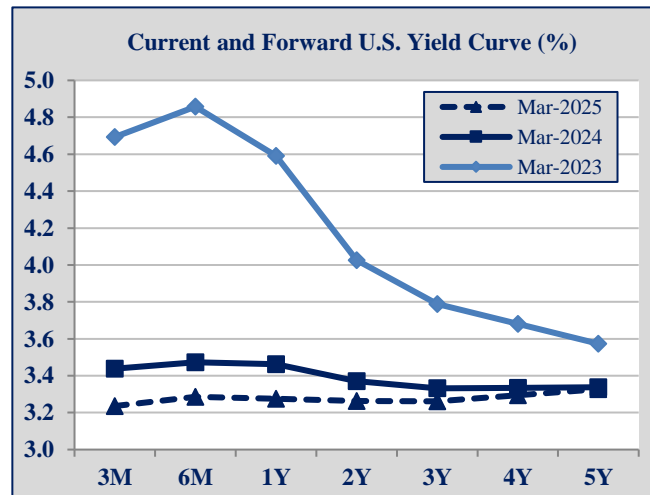
¹ Sources: Bloomberg Finance L.P.

The Federal Reserve raised the Fed Funds rate within the 4.75% and 5.00% range at its March 22, 2023 meeting. The Committee stated, "Recent indicators point to modest growth in spending and production. Job gains have been robust in recent months, and the unemployment rate has remained low. Inflation remains elevated. The U.S. banking system is sound and resilient. Recent developments are likely to result in tighter credit conditions for households and businesses and to weigh on economic activity, hiring, and inflation. The extent of these effects is uncertain. The Committee remains highly attentive to inflation risks."



CURRENT AND FORWARD INTEREST RATES

The current U.S. Treasury yield curve is an inverted curve, giving longer term investors less yield than shorter term investors. This typically occurs when investors expect lower inflation and/or growth with a longer term time horizon. Forward yield curves, which are based upon the current rates, indicate lower short-term and long-term rates in the future.



COMPLIANCE

Investment transactions were executed in accordance with the California State Government Code and the City’s Investment Policy. The City Treasurer believes the General Pool contains sufficient cash flow liquidity to meet the next six months of expected expenditures.

REVIEW AND MONITORING

FHN Financial Main Street Advisors, the City’s investment advisor, currently monitors the Department’s investment activities.

GENERAL POOL CHARACTERISTICS

The Office of Finance invests in a variety of fixed income securities in accordance with current policy and guidelines. The following table summarizes the key characteristics of the City’s investment portfolios as of March 31, 2023.

Portfolio Funds	Amount of Funds at Market Value	Effective Yield	Average Weighted Maturity	Average Credit Rating
Core Portfolio	\$5,593,196,934	4.00%	103 Days	AA+
Reserve Portfolio	\$6,813,969,719	1.99%	2.9 Years	AA+
Extended Reserve Portfolio	\$2,437,023,226	1.93%	6.9 Years	AA+
General Pool	\$14,844,189,879	2.74%	2.6 Years	AA+

INVESTMENT PERFORMANCE¹

Month-End Book Yield (Annualized)

	Core	Reserve	Extended Reserve	General Pool
Month-End Book Yield	4.00%	1.99%	1.93%	2.74%
Benchmark	4.84%	2.33%	1.78%	3.18%
Variance	-0.84%	-0.34%	0.15%	-0.44%

Total Return (Not Annualized)

	Core	Reserve	Extended Reserve	General Pool
Total Rate of Return	0.48%	1.87%	3.34%	1.59%
Benchmark Total Rate of Return	0.43%	1.93%	3.38%	1.60%
Variance	0.05%	-0.06%	-0.04%	-0.02%

¹ Performance, as measured by total rate of return, is calculated according to Global Investment Performance Standards, which is published by the CFA Institute and is widely accepted as the source of industry standard performance metrics. Section 2.A.1 states that total return, including realized and unrealized gains and losses must be used. Figures may not total due to rounding.

The City measures investment returns on a book yield and a total return basis. Book yield is measured primarily for budgetary purposes, while total return is used primarily to measure risk. Investment performance calculated on a book yield basis is measured to custom benchmarks using industry-recognized benchmarks. Investment performance calculated on a total return basis is measured to established industry-recognized benchmarks. The tables on the previous page summarize the March 31, 2023 portfolio book yield and total rate of return for the City's General Pool.

Market prices are provided by the City's custodian. Additional investment information may be found on pages 6 through 38 of this report.

The objective of the Core Portfolio is to preserve capital, maintain liquidity, and earn income. The 3-month T-bill index is the most appropriate available index to use. The Core Portfolio does not mirror the investments in the total return index due to limited (Thursday) maturities, and the large daily cash flows of the City, which require the placement, and subsequent maturity of securities daily.

Respectfully,

Diana Mangioglu
Director of Finance/City Treasurer

Attachments

cc: The Honorable Kenneth Mejia, City Controller
Chris Thompson, Mayor's Chief of Staff, Office of the Mayor
Jenny Delwood, Deputy Chief of Staff, Office of the Mayor
Jeanne Holm, Deputy Mayor of Finance and Innovation, Office of the Mayor
Matthew W. Szabo, City Administrative Officer
Sharon Tso, Chief Legislative Analyst
Investment Reports File
Chronofile

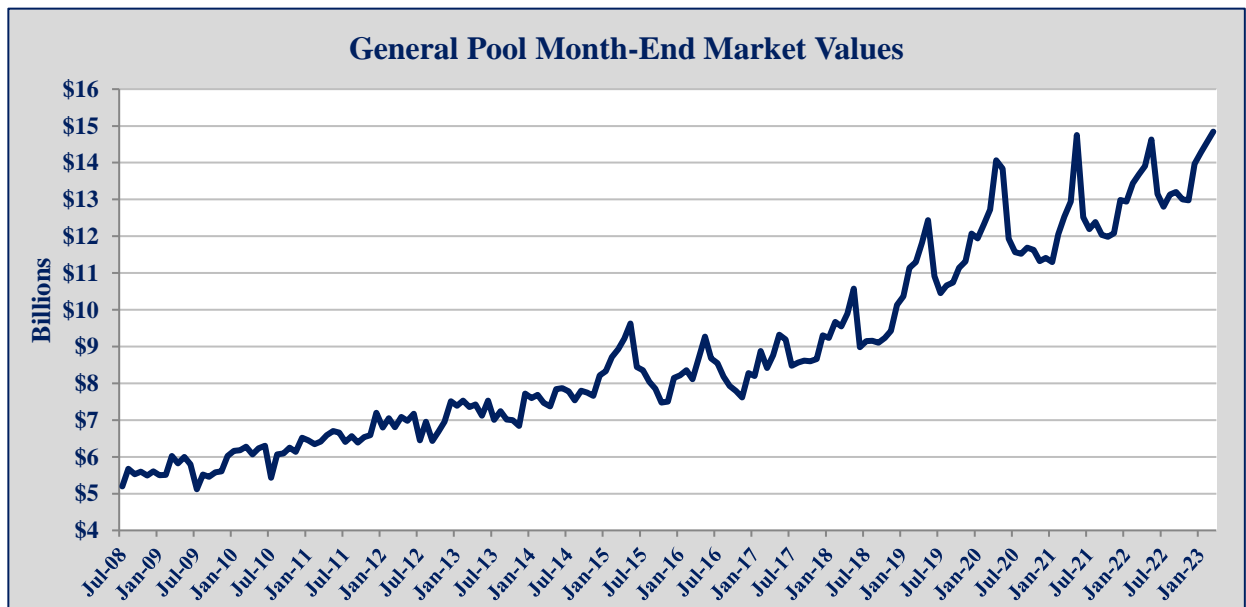
GENERAL POOL ASSET HOLDINGS

March 31, 2023

Description	Par Value	Market Value	Percent of Total	Average Days	Weighted Years
Bank Deposits*	\$5,000,225	\$5,000,225	0.03%	0	0.0
Money Market Funds	\$98,117,317	\$98,117,317	0.66%	0	0.0
L.A.I.F. (State of California)	\$4,055,172	\$4,055,172	0.03%	0	0.0
Subtotal: Cash and Overnight Invest.	\$107,172,714	\$107,172,714	0.72%	0	0.0
Commercial Paper	\$2,213,106,000	\$2,195,093,684	14.79%	58	0.2
Negotiable Certificates of Deposit	\$167,000,000	\$166,831,150	1.12%	32	0.1
Corporate Notes	\$262,500,000	\$257,573,475	1.74%	207	0.6
U.S. Agencies/Munis/Supras	\$1,350,204,000	\$1,340,812,940	9.03%	66	0.2
U.S. Treasuries	\$1,546,500,000	\$1,525,712,970	10.28%	198	0.5
Subtotal: Pooled Investments:	\$5,539,310,000	\$5,486,024,220	36.96%	105	0.3
Total Short-Term Core Portfolio:	\$5,646,482,714	\$5,593,196,934	37.68%	103	0.3
Money Market Funds	\$833,773	\$833,773	0.01%	0	0.0
Commercial Paper	\$0	\$0	0.00%	0	0.0
Negotiable Certificates of Deposit	\$0	\$0	0.00%	0	0.0
Corporate Notes	\$1,465,500,000	\$1,402,303,413	9.45%	986	2.7
Asset-Backed Securities	\$332,340,190	\$322,711,310	2.17%	1,275	3.5
U.S. Agencies/Munis/Supras	\$671,540,000	\$629,296,969	4.24%	1,316	3.6
U.S. Treasuries	\$7,400,000,000	\$6,895,847,480	46.45%	1,551	4.2
Total Long-Term Reserve Portfolios:	\$9,870,213,963	\$9,250,992,945	62.32%	1,440	3.9
Total Cash and Pooled Investments:	\$15,516,696,677	\$14,844,189,879	100.00%	936	2.6

*Collected Balance for Wells Fargo and JPMorgan Chase Active Accounts.

Figures may not total due to rounding.



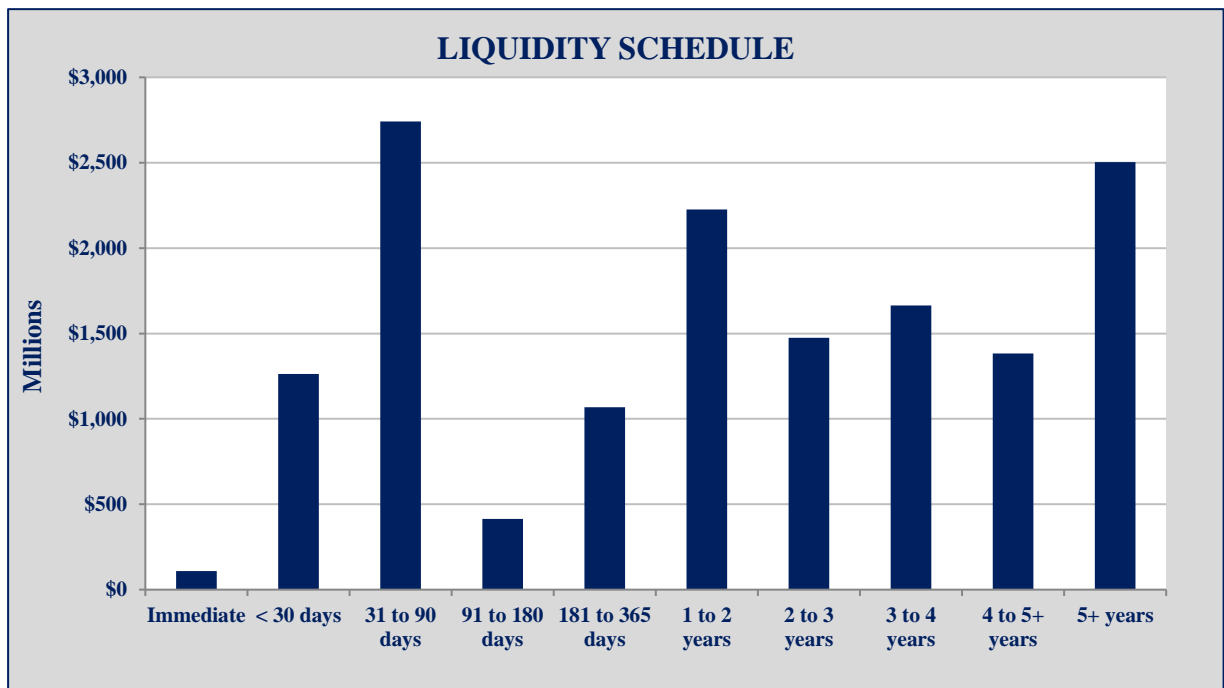
GENERAL POOL LIQUIDITY SCHEDULE
 March 31, 2023

Description	Availability	Market Value	Cumulative	Cumulative Percent of Total Investments
L.A.I.F. (State of California)	Immediate	\$4,055,172	\$4,055,172	0.03%
Money Market Funds	Immediate	\$98,951,090	\$103,006,262	0.69%
Bank Deposits*	Immediate	\$5,000,225	\$108,006,487	0.73%
Subtotal		\$108,006,487		
Pooled Investments Maturing:				
	< 30 days**	\$1,263,482,312	\$1,371,488,799	9.24%
	31 to 90 days	\$2,740,552,813	\$4,112,041,612	27.70%
	91 to 180 days	\$413,539,575	\$4,525,581,187	30.49%
	181 to 365 days	\$1,068,449,520	\$5,594,030,707	37.68%
	1 to 2 years	\$2,225,712,353	\$7,819,743,061	52.68%
	2 to 3 years	\$1,474,020,276	\$9,293,763,336	62.61%
	3 to 4 years	\$1,664,375,269	\$10,958,138,605	73.82%
	4 to 5 years	\$1,382,336,548	\$12,340,475,153	83.13%
	5+ years	\$2,503,714,726	\$14,844,189,879	100.00%
Total Cash and Pooled Investments		\$14,844,189,879		

*Collected Balance for Wells Fargo and JPMorgan Chase Active Accounts.

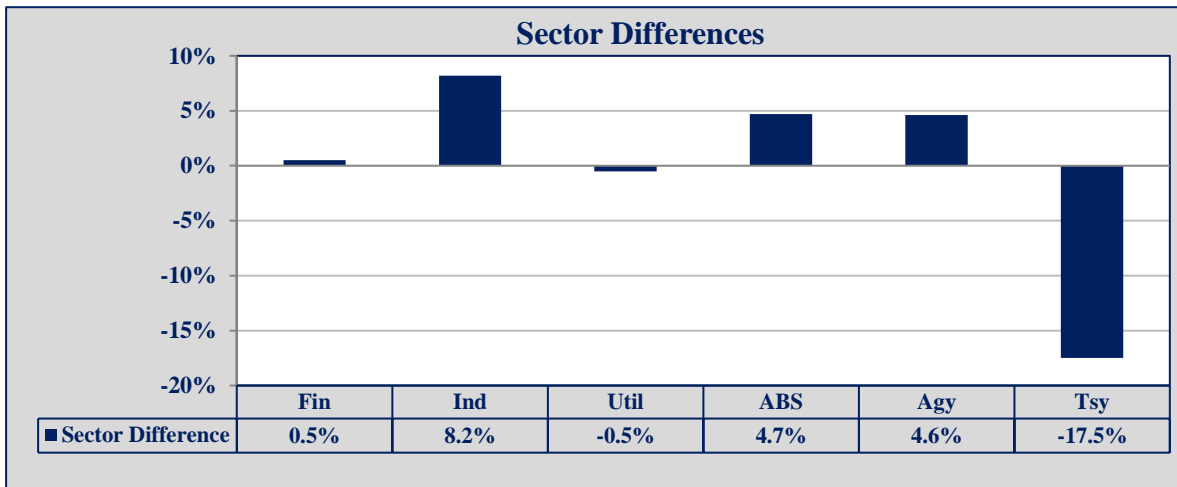
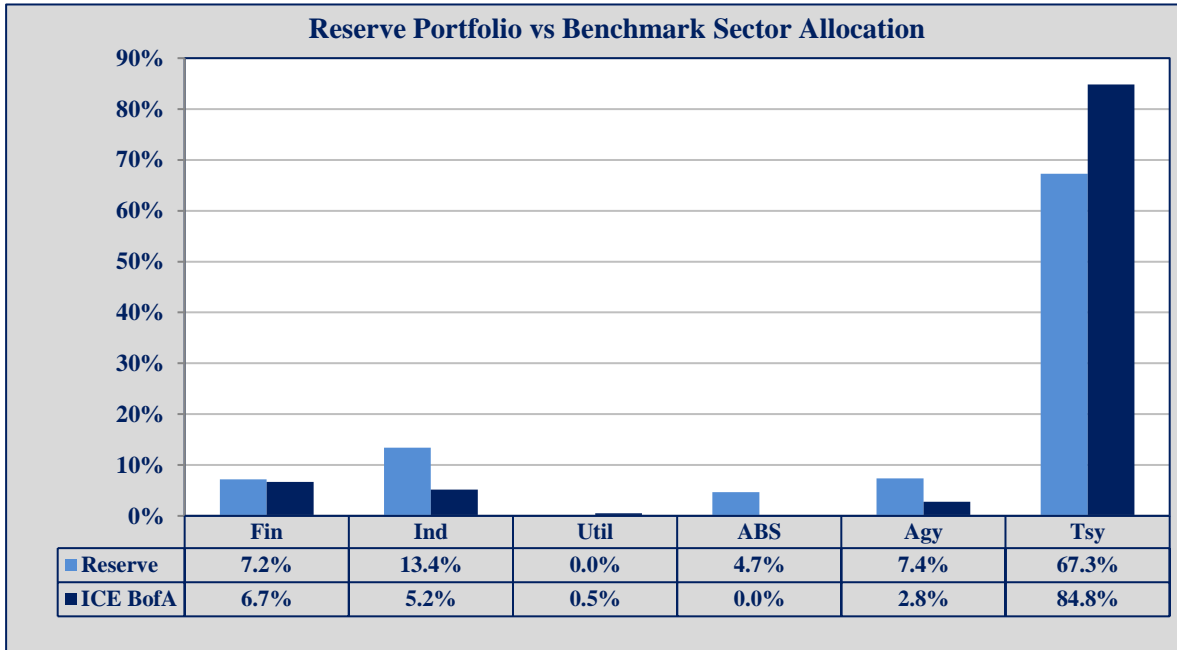
**Excludes Immediately Available Funds.

Figures may not total due to rounding.



RESERVE PORTFOLIO SECTOR ALLOCATION

March 31, 2023

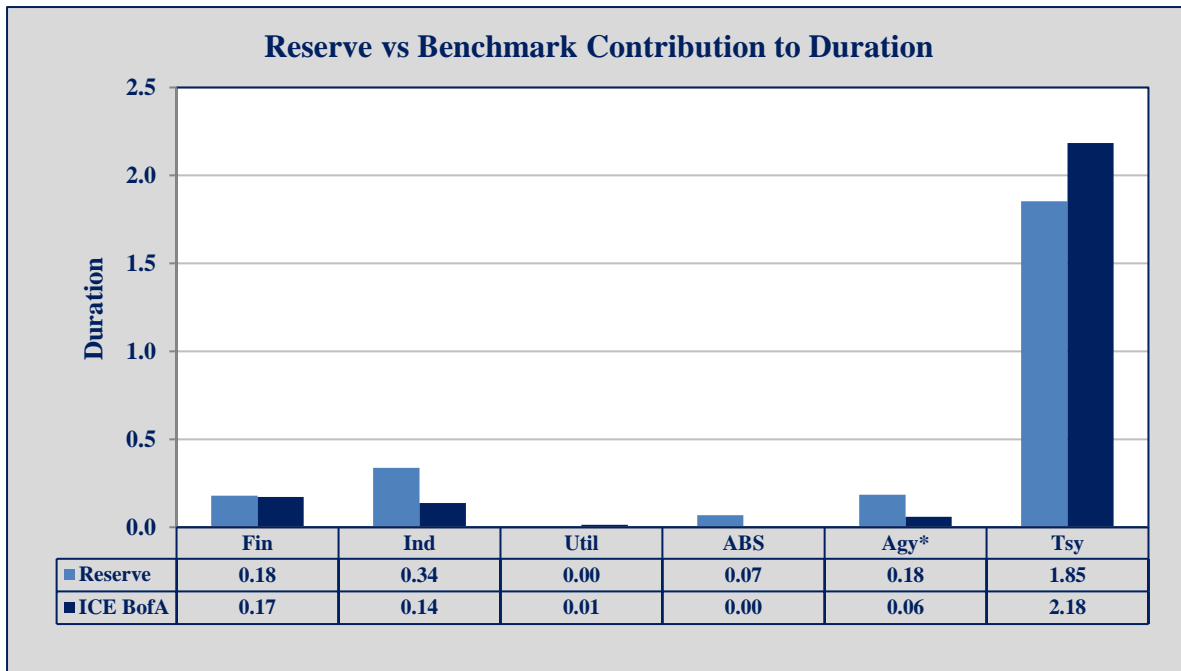
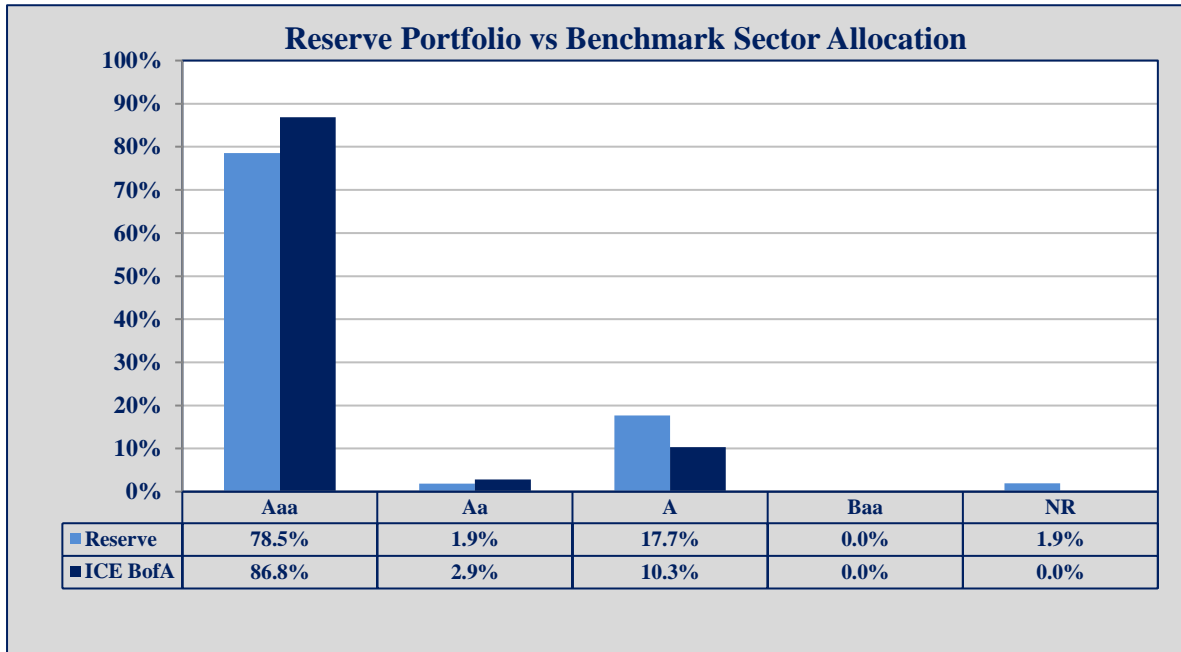


Sector Allocation Chart - Highlights the portfolio differences versus the benchmark with respect to the percentage of assets in each sector.

- Fin – Financial Services
- Ind – Industrial
- Util – Utilities
- ABS – Asset Backed Securities
- Agy – Government Agencies, Municipalities, and Supranationals
- Tsy – Treasury Notes and Bonds
- ICE BofA - ICE BofA Indices

RESERVE CREDIT RATINGS and DURATION

March 31, 2023



*Includes Government Agencies, Municipalities, and Supranationals

Credit Ratings Chart – Highlights the portfolio differences versus the benchmark with respect to percentage of assets in each of the Moody’s Credit Ratings allocations. Figures may not total due to rounding.

Contribution to Duration Chart – Highlights the portfolio differences versus the benchmark based on the contribution to the overall portfolio duration. This measure explains the sensitivity of each sector to changes in interest rates.

BOOK YIELD PERFORMANCE

March 31, 2023

	1 Month	3 Months	FYTD	1 Year	3 Years	5 Years
Core Portfolio	4.00%	3.89%	3.16%	2.69%	1.27%	1.55%
60 Day CP/30 Day Agy Benchmark*	4.84%	4.65%	1.80%	3.05%	1.11%	1.50%
Variance	-0.83%	-0.76%	1.35%	-0.36%	0.15%	0.04%

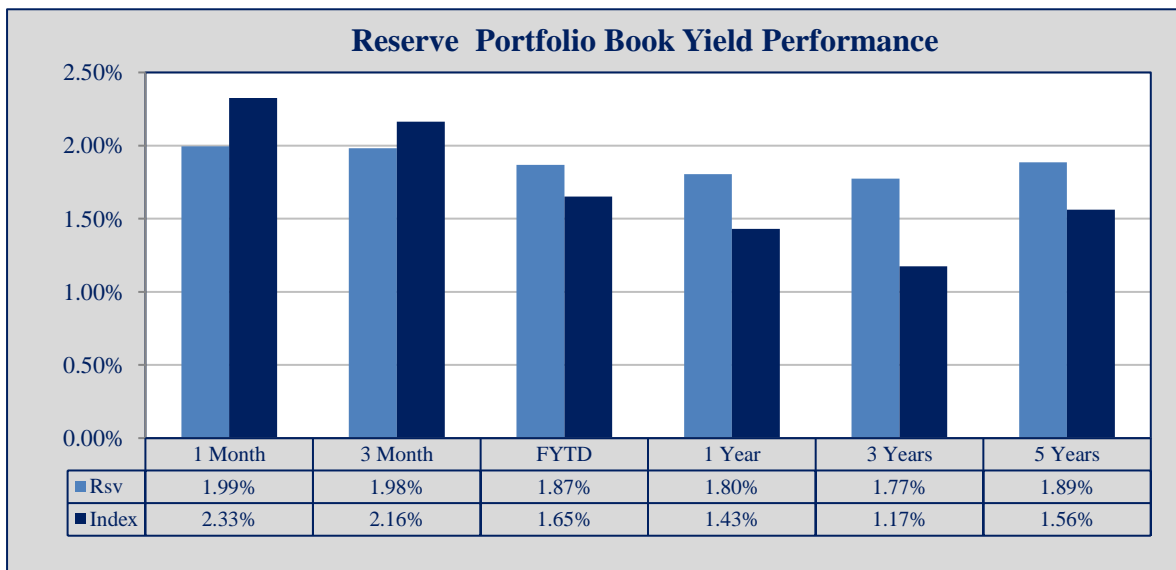
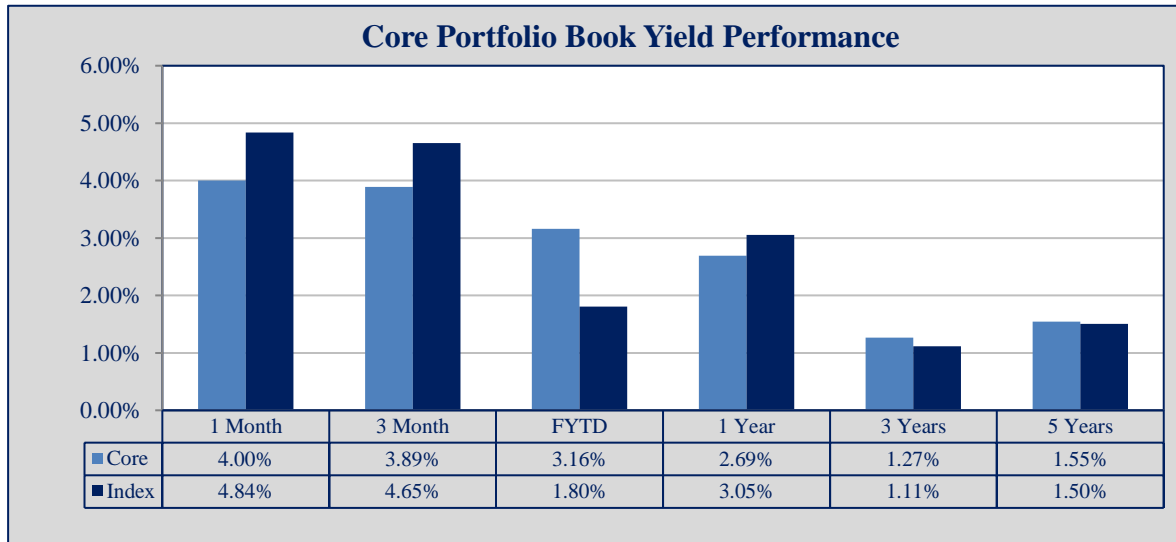
	1 Month	3 Months	FYTD	1 Year	3 Years	5 Years
Reserve Portfolio	1.99%	1.98%	1.87%	1.80%	1.77%	1.89%
1-5 Year Govt/Corp Index**	2.33%	2.16%	1.65%	1.43%	1.17%	1.56%
Variance	-0.33%	-0.18%	0.22%	0.37%	0.60%	0.32%

All yields are annualized. Figures may not total due to rounding.

*Monthly Benchmark is measured using a 30 day moving average of customized Bloomberg Indices.

**Monthly Benchmark is measuring using a 24 Month Moving Average of ICE BofA Indices.

Note: All yields greater than 1 month are the average yields for the respective time period.



BOOK YIELD PERFORMANCE

March 31, 2023

	1 Month	3 Months	FYTD	1 Year	3 Years	5 Years
Extended Reserve Portfolio	1.93%	1.90%	1.72%	1.61%	1.18%	N/A
5-10 Year US Treasury Index*	1.78%	1.73%	1.54%	1.44%	1.00%	N/A
Variance	0.15%	0.17%	0.18%	0.17%	0.18%	N/A

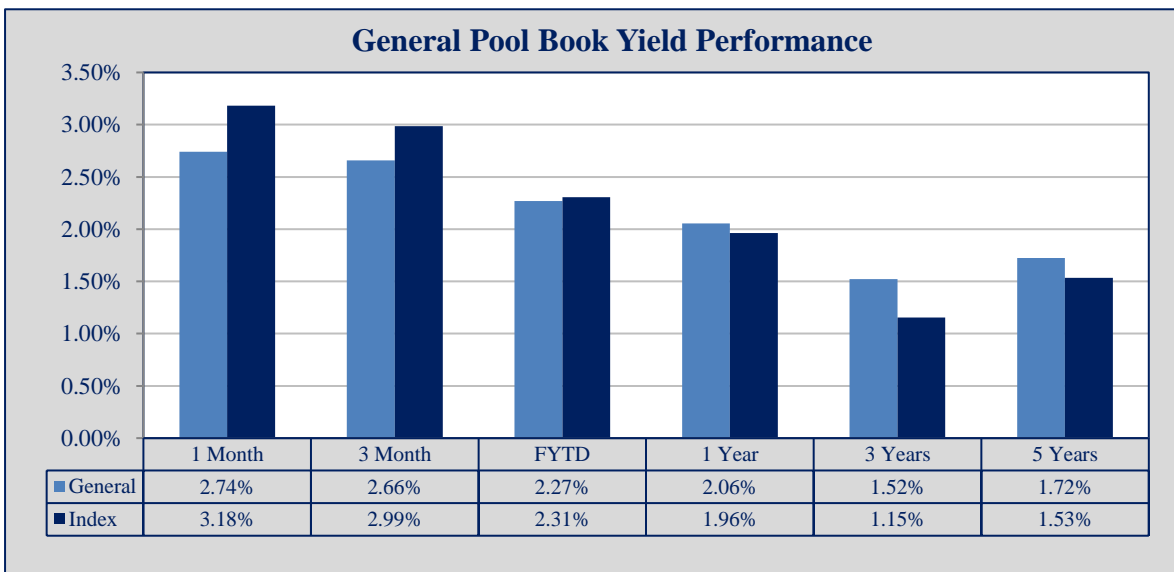
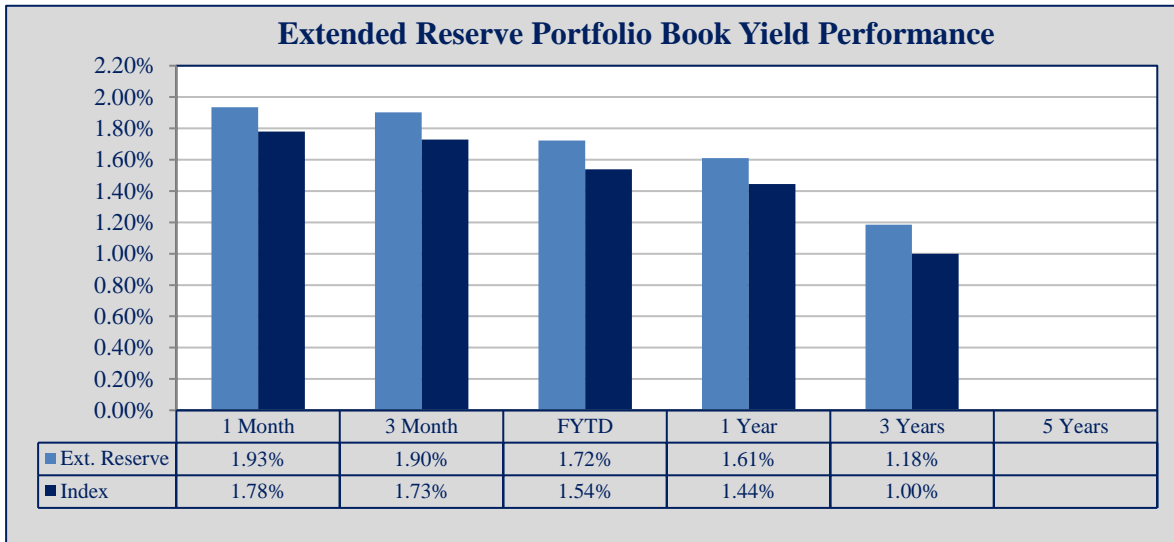
	1 Month	3 Months	FYTD	1 Year	3 Years	5 Years
General Pool	2.74%	2.66%	2.27%	2.06%	1.52%	1.72%
Weighted Benchmark**	3.18%	2.99%	2.31%	1.96%	1.15%	1.53%
Variance	-0.44%	-0.33%	-0.04%	0.09%	0.37%	0.19%

All returns are annualized. Figures may not total due to rounding.

*Monthly Benchmark is measuring using a 30 Month Moving Average of ICE BofA Indices.

**The Weighted Benchmark uses the actual weight of the Core, Reserve, and Extended Reserve portfolio for the month.

Note: All yields greater than 1 month are the average yields for the respective time period.



TOTAL RETURN PERFORMANCE

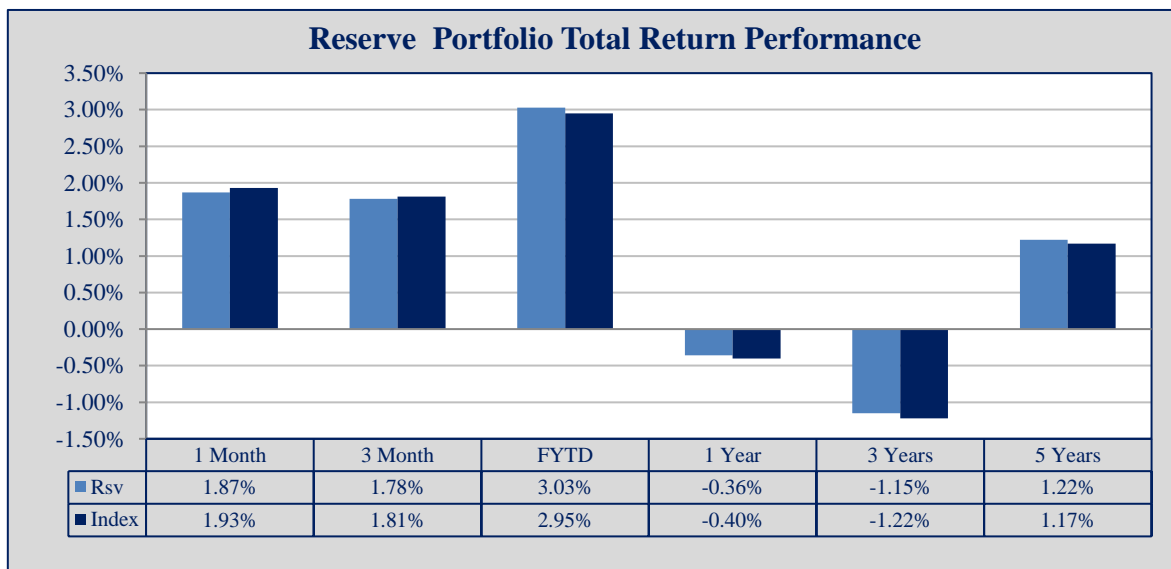
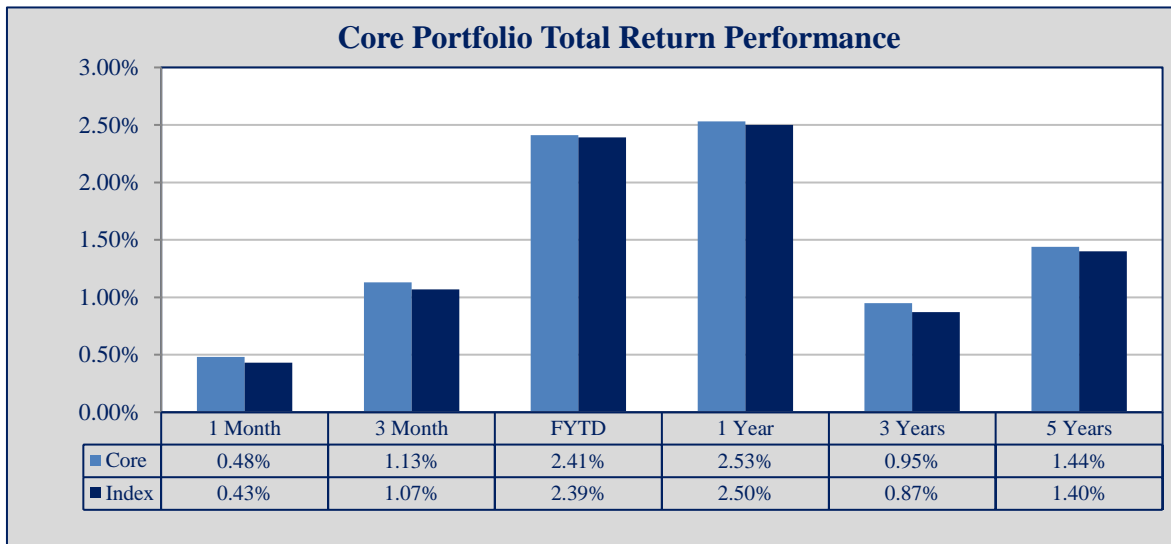
March 31, 2023

	1 Month	3 Months	FYTD	1 Year	3 Years	5 Years
Core Portfolio	0.48%	1.13%	2.41%	2.53%	0.95%	1.44%
3 Month Treasury Bill Index*	0.43%	1.07%	2.39%	2.50%	0.87%	1.40%
Variance	0.05%	0.06%	0.02%	0.03%	0.08%	0.04%

	1 Month	3 Months	FYTD	1 Year	3 Years	5 Years
Reserve Portfolio	1.87%	1.78%	3.03%	-0.36%	-1.15%	1.22%
1-5 Year Govt/Corp Index*	1.93%	1.81%	2.95%	-0.40%	-1.22%	1.17%
Variance	-0.06%	-0.03%	0.08%	0.04%	0.07%	0.05%

1Y, 3Y, 5Y returns are annualized rates of return. Figures may not total due to rounding.

*Performance is measured using ICE BofA Indices.



TOTAL RETURN PERFORMANCE

March 31, 2023

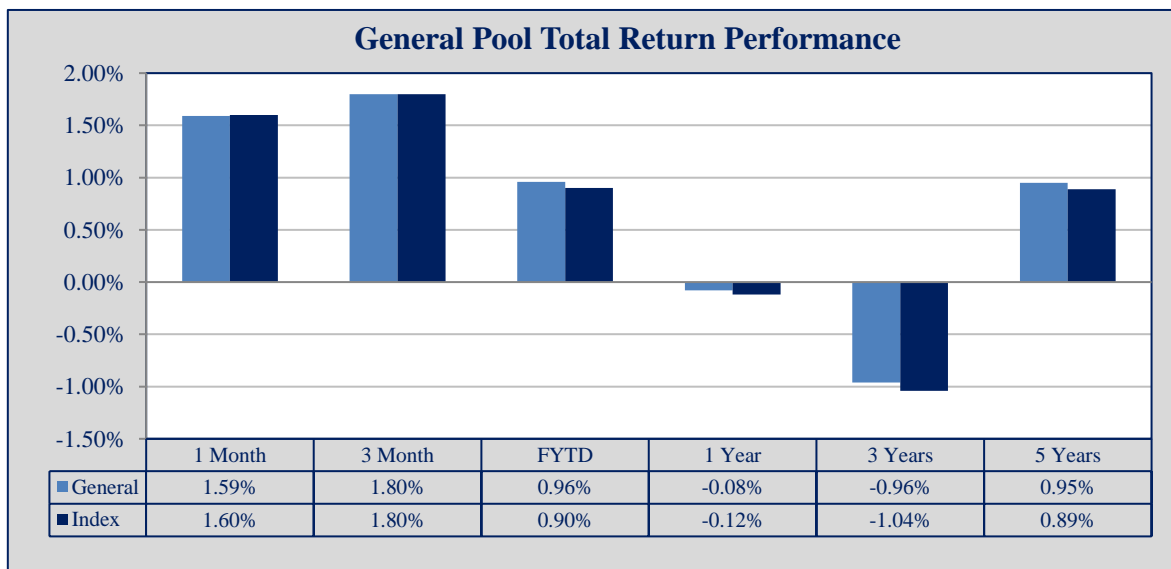
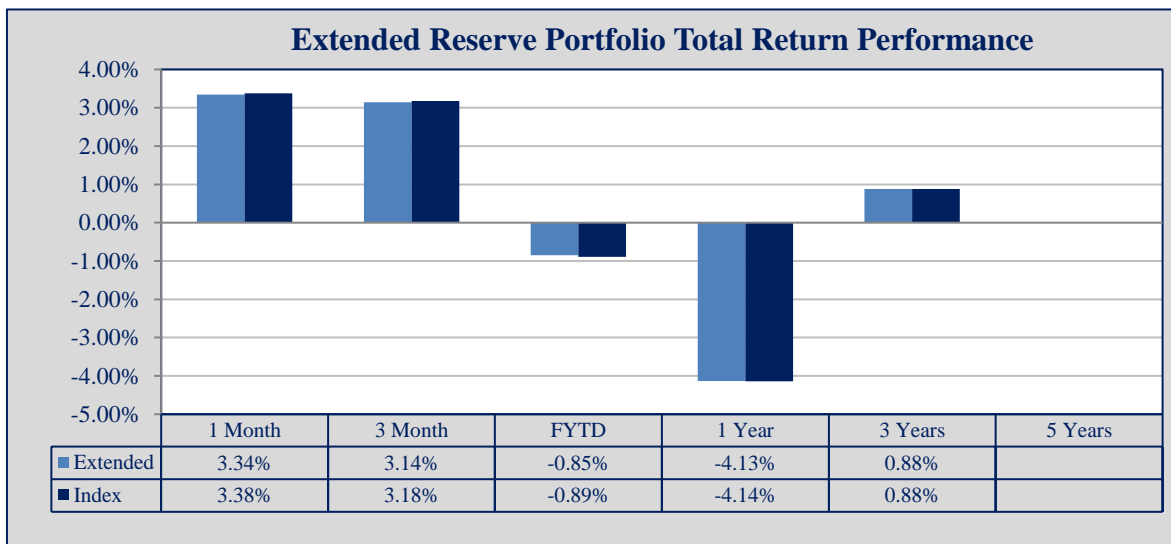
	1 Month	3 Months	FYTD	1 Year	3 Years	5 Years
Extended Reserve Portfolio	3.34%	3.14%	-0.85%	-4.13%	0.88%	N/A
5-10 Year Treasury Index*	3.38%	3.18%	-0.89%	-4.14%	0.88%	N/A
Variance	-0.04%	-0.04%	0.04%	0.01%	0.00%	N/A

	1 Month	3 Months	FYTD	1 Year	3 Years	5 Years
General Pool	1.59%	1.80%	0.96%	-0.08%	-0.96%	0.95%
General Portfolio Weighted Index**	1.60%	1.80%	0.90%	-0.12%	-1.04%	0.89%
Variance	-0.01%	0.00%	0.06%	0.04%	0.08%	0.06%

1Y, 3Y, 5Y returns are annualized rates of return. Figures may not total due to rounding.

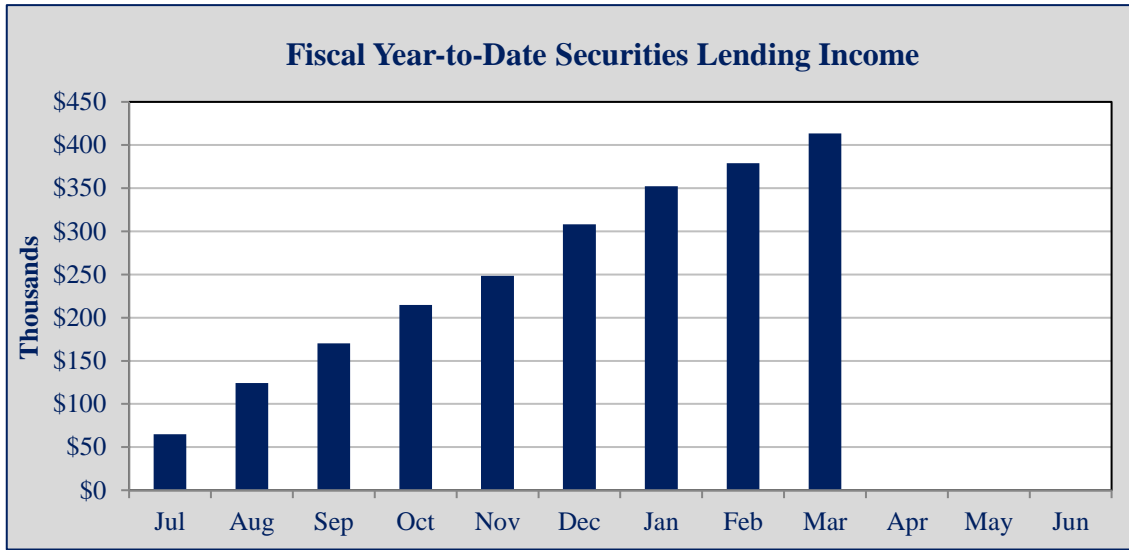
*Performance is measured using ice BofA Indices

**Performance is measured using BofA Indices taking into account Core, Reserve, and Extended Reserve Monthly Weightings



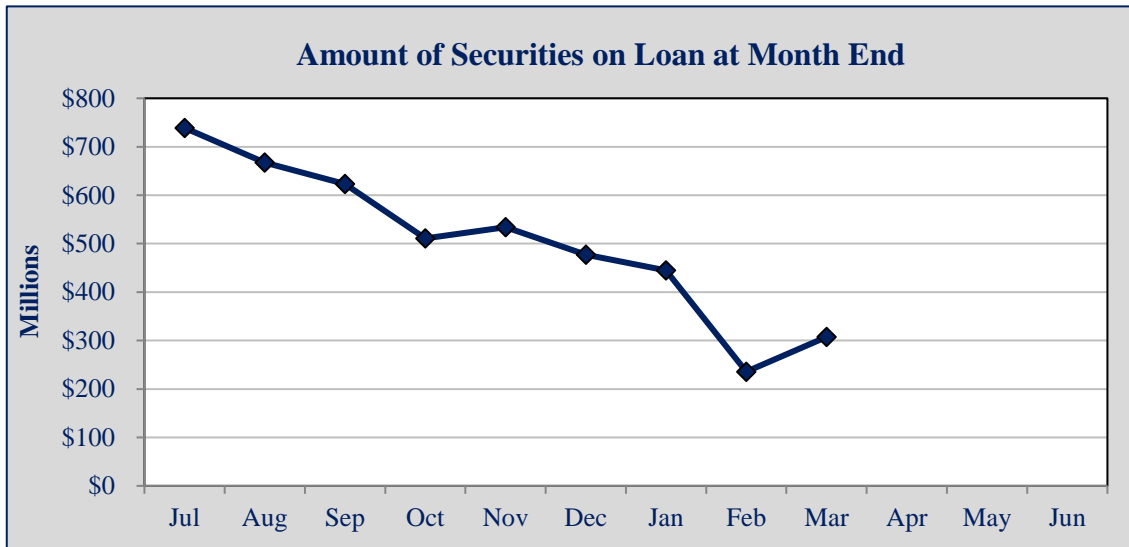
SECURITIES LENDING INFORMATION

March 31, 2023



	Jul	Aug	Sep	Oct	Nov	Dec	Jan	Feb	Mar	Apr	May	Jun
Monthly*	\$65	\$59	\$46	\$44	\$34	\$60	\$44	\$27	\$34			
FYTD*	\$65	\$124	\$170	\$215	\$248	\$308	\$352	\$379	\$414			

*Amounts in Thousands



	Jul	Aug	Sep	Oct	Nov	Dec	Jan	Feb	Mar	Apr	May	Jun
Monthly*	\$739	\$667	\$623	\$511	\$534	\$477	\$445	\$236	\$307			

*Amounts in Millions

Bank of New York Mellon is the securities lending agent for the City. Figures may not total due to rounding.

Portfolio: Core 9218-1
Date: 3/31/23

Issuer	Coupon	Maturity	Type	S&P	Moody's	CUSIP	Par Value	Original Cost	MV w/o Accrued*	Accr Income	Yld Mat
Wells Fargo Bank		4/3/2023	Bank				5,000,000	5,000,000	5,000,000		
JPMorgan Chase Bank		4/3/2023	Bank				225	225	225		
JPMorgan Govt Money Market	4.234	4/3/2023	MMF	AAAm	Aaa-mf	4812C2676	79,693,143	79,693,143	79,693,143	233,977	4.234
Treasury Plus Money Market	4.660	4/3/2023	MMF	AAAm	Aaa-mf	94975H312	18,023,460	18,023,460	18,023,460	29,038	4.660
Bk of New York Mellon - Sweep	4.660	4/3/2023	MMF	AAAm	Aaa-mf		400,714	400,714	400,714	19,827	4.725
LAIF	2.831	4/3/2023	LAIF	NR	NR	SYS34208	1,013,589	1,013,589	1,013,589	6,831	2.831
LAIF	2.831	4/3/2023	LAIF	NR	NR	SYS50078	1,014,208	1,014,208	1,014,208	6,836	2.831
LAIF	2.831	4/3/2023	LAIF	NR	NR	SYS50080	1,013,929	1,013,929	1,013,929	6,834	2.831
LAIF	2.831	4/3/2023	LAIF	NR	NR	SYS50081	1,013,446	1,013,446	1,013,446	6,830	2.831
Natl Securities Clearing	0.000	4/3/2023	CP	A-1+	P-1	63763QR33	60,000,000	58,753,333	59,975,930	0	4.197
Sumitomo Mitsui	0.000	4/3/2023	CP	A-1	P-1	86563HR36	170,000,000	167,706,511	169,932,099	0	4.866
FHLB DN	0.000	4/3/2023	Agy	A-1+	P-1	313384DW6	66,499,000	66,399,252	66,499,000	0	4.633
Koch Industries	0.000	4/4/2023	CP	A-1+	P-1	50000ER48	28,406,000	28,334,338	28,390,863	0	4.926
FHLB DN	0.000	4/5/2023	Agy	A-1+	P-1	313384DY2	113,500,000	112,047,452	113,471,625	0	4.613
FHLB DN	0.000	4/5/2023	Agy	A-1+	P-1	313384DY2	51,650,000	51,147,345	51,637,088	0	4.723
Landesbank Baden-Wurt	0.000	4/6/2023	CP	NR	P-1	5148X1R62	100,000,000	98,994,944	99,919,283	0	4.756
Sumitomo Mitsui	0.000	4/11/2023	CP	A-1	P-1	86563HRB8	122,268,000	120,627,571	122,088,599	0	4.793
FHLB DN	0.000	4/12/2023	Agy	A-1+	P-1	313384EF2	80,000,000	79,165,422	79,909,600	0	4.758
FHLMC DN	0.000	4/14/2023	Agy	A-1+	P-1	313396EH2	62,956,000	62,784,795	62,869,121	0	4.587
FHLB DN	0.000	4/18/2023	Agy	A-1+	P-1	313384EM7	42,225,000	41,776,219	42,145,617	0	4.733
Sumitomo Mitsui	0.000	4/19/2023	CP	A-1	P-1	86563HRK8	150,000,000	147,977,167	149,618,892	0	4.772
FNMA DN	0.000	4/28/2023	Agy	A-1+	P-1	313588EX9	52,429,000	51,875,656	52,264,897	0	4.644
Bank of New York Mellon	3.500	4/28/2023	Corp	A	A1	06406RAG2	15,000,000	14,996,735	14,981,700	223,125	3.522
U.S. Treasury Note	2.750	4/30/2023	Tsy	AA+	Aaa	9128284L1	25,000,000	24,988,053	24,963,000	288,674	2.799
U.S. Treasury Note	2.750	4/30/2023	Tsy	AA+	Aaa	9128284L1	25,000,000	24,959,891	24,963,000	288,674	2.913
U.S. Treasury Note	2.750	4/30/2023	Tsy	AA+	Aaa	9128284L1	50,000,000	50,028,689	49,926,000	577,348	2.692
U.S. Treasury Note	2.750	4/30/2023	Tsy	AA+	Aaa	9128284L1	50,000,000	50,026,181	49,926,000	577,348	2.690
Philip Morris	1.125	5/1/2023	Corp	A-	A2	718172CQ0	10,000,000	9,989,764	9,969,100	46,875	1.237
Toronto Dominion	3.800	5/1/2023	CD	A-1+	P-1	89115BJE1	50,000,000	50,000,000	49,950,500	1,198,056	3.853
Sumitomo Mitsui	0.000	5/2/2023	CP	A-1	P-1	86563HS27	75,000,000	73,994,875	74,677,334	0	4.928
FHLB DN	0.000	5/3/2023	Agy	A-1+	P-1	313384FC8	35,000,000	34,850,171	34,867,350	0	4.821
Toronto Dominion	3.820	5/3/2023	CD	A-1+	P-1	89115BHS2	67,000,000	67,000,000	66,929,650	1,628,063	3.873
Toronto Dominion	3.890	5/3/2023	CD	A-1+	P-1	89115BNW6	50,000,000	50,000,000	49,951,000	1,156,194	3.944
Sumitomo Mitsui	0.000	5/4/2023	CP	A-1	P-1	86563HS43	85,000,000	83,838,522	84,610,733	0	4.930
FHLB DN	0.000	5/12/2023	Agy	A-1+	P-1	313384FM6	76,259,000	75,265,208	75,883,806	0	4.838

*MV w/o Accrued includes the Bank of New York Mellon accrued interest for treasury bills, discount notes, and commercial paper. Original Cost does not include accrued interest.

Portfolio: Core 9218-1 (Cont.)

Issuer	Coupon	Maturity	Type	S&P	Moody's	CUSIP	Par Value	Original Cost	MV w/o Accrued*	Accr Income	Yld Mat
Caterpillar	3.450	5/15/2023	Corp	A	A2	14913Q2L2	10,000,000	9,998,700	9,984,300	130,333	3.463
FHLB DN	0.000	5/16/2023	Agy	A-1+	P-1	313384FR5	32,636,000	32,440,837	32,458,787	0	4.840
FHLB DN	0.000	5/17/2023	Agy	A-1+	P-1	313384FS3	160,000,000	157,592,400	159,112,000	0	4.832
FHLB DN	0.000	5/18/2023	Agy	A-1+	P-1	313384FT1	25,500,000	25,336,375	25,355,160	0	4.780
Mizuho Bank	0.000	5/25/2023	CP	A-1	P-1	60689GSR8	50,000,000	49,171,875	49,613,625	0	4.986
U.S. Treasury Note	2.750	5/31/2023	Tsy	AA+	Aaa	9128284S6	85,000,000	85,050,469	84,720,350	783,448	2.689
U.S. Treasury Note	2.750	5/31/2023	Tsy	AA+	Aaa	9128284S6	25,000,000	24,992,366	24,917,750	230,426	2.781
Landesbank Baden-Wurt	0.000	6/1/2023	CP	NR	P-1	5148X1T11	50,000,000	49,159,111	49,573,664	0	4.945
Mizuho Bank	0.000	6/1/2023	CP	A-1	P-1	60689GT14	136,027,000	133,774,053	134,835,040	0	4.986
Amazon	0.400	6/3/2023	Corp	AA	A1	023135BP0	10,000,000	9,995,683	9,922,500	13,111	0.447
BNP Paribas	0.000	6/14/2023	CP	A-1	P-1	09659CTE8	41,480,000	40,787,226	41,050,250	0	5.029
FHLB DN	0.000	6/14/2023	Agy	A-1+	P-1	313384GW3	59,709,000	58,661,107	59,151,318	0	4.897
Amazon	0.000	6/15/2023	CP	A-1+	P-1	02314QTF6	70,000,000	69,293,233	69,300,568	0	4.839
UnitedHealth Group	3.500	6/15/2023	Corp	A+	A3	91324PDJ8	10,000,000	9,999,040	9,974,000	103,056	3.509
Estee Lauder	0.000	6/21/2023	CP	A-1	P-1	51843UTM9	56,300,000	55,648,640	55,664,833	0	5.096
Johnson & Johnson	0.000	6/28/2023	CP	A-1+	P-1	47816GTU3	50,000,000	49,158,250	49,393,441	0	5.029
Johnson & Johnson	0.000	6/28/2023	CP	A-1+	P-1	47816GTU3	50,000,000	49,157,833	49,393,441	0	5.113
Johnson & Johnson	0.000	6/28/2023	CP	A-1+	P-1	47816GTU3	125,000,000	122,962,951	123,483,601	0	5.152
Landesbank Baden-Wurt	0.000	6/28/2023	CP	NR	P-1	5148X1TU7	109,125,000	106,999,518	107,777,712	0	5.001
Landesbank Baden-Wurt	0.000	6/28/2023	CP	NR	P-1	5148X1TU7	84,500,000	83,136,733	83,456,739	0	5.057
Mizuho Bank	0.000	6/28/2023	CP	A-1	P-1	60689GTU0	150,000,000	147,214,208	148,100,592	0	5.038
Mizuho Bank	0.000	6/28/2023	CP	A-1	P-1	60689GTU0	225,000,000	221,317,500	222,150,888	0	5.131
Sumitomo Mitsui	0.000	6/28/2023	CP	A-1	P-1	86563HTU4	125,000,000	122,560,208	123,424,268	0	5.012
UnitedHealth Group	0.000	6/28/2023	CP	A-1	P-2	91058UTU7	100,000,000	98,512,500	98,661,292	0	5.322
FHLB DN	0.000	6/28/2023	Agy	A-1+	P-1	313384HL6	101,841,000	100,232,025	100,705,473	0	5.034
FHLB DN	0.000	6/28/2023	Agy	A-1+	P-1	313384HL6	110,000,000	108,717,125	108,773,500	0	4.852
FHLMC DN	0.000	6/28/2023	Agy	A-1+	P-1	313396HL0	150,000,000	148,186,833	148,327,500	0	4.922
U.S. Treasury Note	2.625	6/30/2023	Tsy	AA+	Aaa	9128284U1	50,000,000	49,951,145	49,752,500	329,938	2.725
U.S. Treasury Note	2.625	6/30/2023	Tsy	AA+	Aaa	9128284U1	65,000,000	65,060,925	64,678,250	428,919	2.529
John Deere	0.700	7/5/2023	Corp	A	A2	24422EVH9	10,000,000	9,997,520	9,884,000	16,722	0.727
Caterpillar	0.650	7/7/2023	Corp	A	A2	14913R2D8	10,000,000	9,998,246	9,886,700	15,167	0.669
M & T Corp	3.550	7/26/2023	Corp	BBB+	A3	55261FAJ3	10,000,000	9,998,473	9,837,900	64,097	3.566
U.S. Treasury Note	2.750	7/31/2023	Tsy	AA+	Aaa	912828Y61	60,000,000	59,948,626	59,601,600	273,481	2.837
U.S. Treasury Note	2.750	7/31/2023	Tsy	AA+	Aaa	912828Y61	30,000,000	29,979,761	29,800,800	136,740	2.818
Chevron	0.426	8/11/2023	Corp	AA-	Aa2	166756AJ5	10,000,000	10,000,000	9,838,500	5,917	0.426
U.S. Treasury Note	2.750	8/31/2023	Tsy	AA+	Aaa	9128284X5	150,000,000	150,024,650	148,810,500	358,696	2.733

*MV w/o Accrued includes the Bank of New York Mellon accrued interest for treasury bills, discount notes, and commercial paper. Original Cost does not include accrued interest.

Portfolio: Core 9218-1 (Cont.)

Issuer	Coupon	Maturity	Type	S&P	Moody's	CUSIP	Par Value	Original Cost	MV w/o Accrued*	Accr Income	Yld Mat
U.S. Treasury Note	0.125	8/31/2023	Tsy	AA+	Aaa	91282CCU3	25,000,000	24,280,222	24,530,250	2,717	3.071
FNMA Note	2.875	9/12/2023	Agy	AA+	Aaa	3135G0U43	40,000,000	39,972,226	39,638,800	60,694	2.949
Unilever	0.375	9/14/2023	Corp	A+	A1	904764BJ5	5,000,000	4,997,961	4,900,300	885	0.418
Gilead Sciences	0.750	9/29/2023	Corp	BBB+	A3	375558BW2	7,500,000	7,499,127	7,337,625	313	0.762
U.S. Treasury Note	2.875	9/30/2023	Tsy	AA+	Aaa	9128285D8	35,000,000	34,978,125	34,692,350	2,749	2.939
U.S. Treasury Note	2.875	9/30/2023	Tsy	AA+	Aaa	9128285D8	25,000,000	24,981,816	24,780,250	1,964	2.949
John Deere	3.650	10/12/2023	Corp	A	A2	24422EUM9	10,000,000	9,999,659	9,918,300	171,347	3.652
U.S. Treasury Note	2.875	10/31/2023	Tsy	AA+	Aaa	9128285K2	50,000,000	49,951,306	49,480,500	603,591	2.975
U.S. Treasury Note	1.625	10/31/2023	Tsy	AA+	Aaa	912828T91	150,000,000	150,999,457	147,351,000	1,023,481	0.952
American Express	0.750	11/3/2023	Corp	BBB+	A2	025816CK3	15,000,000	14,999,249	14,590,500	46,250	0.755
U.S. Treasury Note	2.875	11/30/2023	Tsy	AA+	Aaa	9128285P1	80,000,000	80,023,776	79,028,000	770,879	2.845
U.S. Treasury Note	2.125	11/30/2023	Tsy	AA+	Aaa	912828U57	80,000,000	80,111,908	78,647,200	569,780	1.983
Truist Financial Corp	3.750	12/6/2023	Corp	A-	A3	05531FBF9	15,000,000	14,995,688	14,719,200	179,688	3.779
Natl Securities Clearing	0.400	12/7/2023	Corp	AA+	Aaa	637639AC9	10,000,000	9,996,100	9,652,400	12,667	0.442
U.S. Treasury Bill	0.000	12/28/2023	Tsy	A-1+	P-1	912796ZN2	15,000,000	14,326,048	14,518,800	0	5.200
U.S. Treasury Note	2.625	12/31/2023	Tsy	AA+	Aaa	9128285U0	55,000,000	55,031,470	54,168,400	362,932	2.567
U.S. Treasury Note	2.625	12/31/2023	Tsy	AA+	Aaa	9128285U0	60,000,000	60,047,990	59,092,800	395,925	2.544
Toyota	3.350	1/8/2024	Corp	A+	A1	89236TFS9	10,000,000	9,999,495	9,872,900	77,236	3.354
John Deere	3.450	1/10/2024	Corp	A	A2	24422EUR8	10,000,000	9,999,831	9,876,600	77,625	3.450
Toyota	0.450	1/11/2024	Corp	A+	A1	89236THU2	15,000,000	14,999,717	14,488,650	15,000	0.452
IADB Note	2.625	1/16/2024	Supra	AAA	Aaa	4581X0DF2	25,000,000	24,974,413	24,592,250	136,719	2.733
Citibank	3.650	1/23/2024	Corp	A+	Aa3	17325FAS7	10,000,000	9,997,340	9,863,200	68,944	3.677
IFC Note	0.910	1/26/2024	Supra	AAA	Aaa	45950VRB4	55,000,000	55,000,000	53,379,150	90,368	0.910
U.S. Treasury Note	2.500	1/31/2024	Tsy	AA+	Aaa	9128285Z9	40,000,000	40,020,313	39,279,600	165,746	2.448
U.S. Treasury Note	0.875	1/31/2024	Tsy	AA+	Aaa	91282CDV0	60,000,000	59,872,538	58,104,000	87,017	1.089
3M Company	3.250	2/14/2024	Corp	A	A1	88579YBB6	10,000,000	10,022,629	9,877,500	42,431	3.008
U.S. Treasury Bill	0.000	2/22/2024	Tsy	A-1+	P-1	912796Z28	41,500,000	39,894,348	39,839,170	0	4.363
FHLB Note	2.125	2/28/2024	Agy	AA+	Aaa	3130ARHG9	10,000,000	9,994,078	9,770,900	19,479	2.185
U.S. Treasury Note	2.375	2/29/2024	Tsy	AA+	Aaa	9128286G0	100,000,000	99,864,548	97,918,000	206,522	2.513
John Deere	2.600	3/7/2024	Corp	A	A2	24422EUX5	10,000,000	9,996,640	9,788,900	17,333	2.636
Charles Schwab	0.750	3/18/2024	Corp	A	A2	808513BN4	10,000,000	9,998,394	9,519,300	2,708	0.767
Toyota	2.500	3/22/2024	Corp	A+	A1	89236TJX4	10,000,000	9,996,978	9,761,400	6,250	2.531

*MV w/o Accrued includes the Bank of New York Mellon accrued interest for treasury bills, discount notes, and commercial paper. Original Cost does not include accrued interest.

Portfolio: Core 9218-1 (Cont.)

Issuer	Coupon	Maturity	Type	S&P	Moody's	CUSIP	Par Value	Original Cost	MV w/o Accrued*	Accr Income	Yld Mat
Northwestern Mutual	0.600	3/25/2024	Corp	AA+	Aaa	66815L2B4	20,000,000	19,999,803	19,128,000	2,000	0.601
U.S. Treasury Note	2.125	3/31/2024	Tsy	AA+	Aaa	912828W71	75,000,000	74,917,789	73,174,500	4,355	2.236
U.S. Treasury Note	2.125	3/31/2024	Tsy	AA+	Aaa	912828W71	20,000,000	19,964,434	19,513,200	1,161	2.306
U.S. Treasury Note	2.250	3/31/2024	Tsy	AA+	Aaa	91282CEG2	20,000,000	19,990,599	19,535,200	1,230	2.298
Total		0.283					5,646,482,714	5,596,412,966	5,593,196,934	14,412,567	4.001

Portfolio: Reserve 9218-2

Date: 3/31/23

Issuer	Coupon	Maturity	Type	S&P	Moody's	CUSIP	Par Value	Original Cost	MV w/o Accrued*	Accr Income	Yld Mat
Bk of New York Mellon - Sweep	4.660	4/3/2023	MMF	AAAm	Aaa-mf		833,773	833,773	833,773	2,698	4.725
Morgan Stanley	0.731	4/5/2024	Corp	A-	A1	61772BAA1	10,000,000	10,000,000	9,997,100	35,738	0.731
Honda ABS	1.610	4/22/2024	ABS	NR	Aaa	43813RAC1	1,535,053	1,534,752	1,527,408	687	1.625
U.S. Treasury Note	2.250	4/30/2024	Tsy	AA+	Aaa	912828R6	40,000,000	39,915,625	39,001,600	377,901	2.295
U.S. Treasury Note	2.000	4/30/2024	Tsy	AA+	Aaa	912828X70	25,000,000	25,002,930	24,309,500	209,945	1.997
U.S. Treasury Note	2.000	4/30/2024	Tsy	AA+	Aaa	912828X70	35,000,000	35,935,156	34,033,300	293,923	0.836
U.S. Treasury Note	2.500	4/30/2024	Tsy	AA+	Aaa	91282CEK3	75,000,000	74,689,453	73,332,750	787,293	2.715
American Express	3.375	5/3/2024	Corp	BBB+	A2	025816CV9	10,000,000	9,999,000	9,798,800	138,750	3.380
Amazon	0.450	5/12/2024	Corp	AA	A1	023135BW5	10,000,000	9,985,400	9,581,300	17,375	0.499
IBM	3.000	5/15/2024	Corp	A-	A3	459200JY8	15,000,000	14,942,700	14,717,850	170,000	3.083
UnitedHealth Group	0.550	5/15/2024	Corp	A+	A3	91324PEB4	10,000,000	9,989,600	9,534,800	20,778	0.585
U.S. Treasury Note	0.250	5/15/2024	Tsy	AA+	Aaa	91282CCC3	50,000,000	49,886,719	47,679,500	47,307	0.326
FFCB Note	2.625	5/16/2024	Agy	AA+	Aaa	3133ENWP1	10,000,000	9,986,500	9,779,000	98,438	2.695
Caterpillar	2.850	5/17/2024	Corp	A	A2	14913Q2V0	10,000,000	9,978,700	9,796,100	106,083	2.896
U.S. Treasury Note	2.000	5/31/2024	Tsy	AA+	Aaa	912828XT2	80,000,000	80,084,375	77,737,600	536,264	1.978
U.S. Treasury Note	2.000	5/31/2024	Tsy	AA+	Aaa	912828XT2	20,000,000	20,110,156	19,434,400	134,066	1.884
U.S. Treasury Note	2.500	5/31/2024	Tsy	AA+	Aaa	91282CER8	95,000,000	94,591,797	92,836,850	796,016	2.724
Bank of America	0.523	6/14/2024	Corp	A-	A2	06051GJY6	10,000,000	10,000,000	9,898,700	15,545	0.523
Nvidia	0.584	6/14/2024	Corp	A	A2	67066GAL8	15,000,000	15,000,000	14,318,400	26,037	0.584
FHLB Note	2.750	6/28/2024	Agy	AA+	Aaa	3130ASDS5	20,000,000	19,953,600	19,572,800	142,083	2.867
U.S. Treasury Note	2.000	6/30/2024	Tsy	AA+	Aaa	912828XX3	80,000,000	80,656,250	77,596,800	402,210	1.825
U.S. Treasury Note	1.750	7/31/2024	Tsy	AA+	Aaa	912828Y87	70,000,000	71,123,828	67,582,900	203,039	1.410
Truist Financial Corp	2.500	8/1/2024	Corp	A-	A3	05531FBH5	10,000,000	10,101,000	9,553,700	41,667	2.282
BMW	0.750	8/12/2024	Corp	A	A2	05565EBU8	7,000,000	6,999,370	6,632,710	7,146	0.753
PACCAR	2.150	8/15/2024	Corp	A+	A1	69371RQ25	15,000,000	14,966,850	14,462,550	41,208	2.197

*MV w/o Accrued includes the Bank of New York Mellon accrued interest for treasury bills, discount notes, and commercial paper. Original Cost does not include accrued interest.

Portfolio: Reserve 9218-2 (Cont.)

Issuer	Coupon	Maturity	Type	S&P	Moody's	CUSIP	Par Value	Original Cost	MV w/o Accrued*	Accr Income	Yld Mat
U.S. Treasury Note	0.375	8/15/2024	Tsy	AA+	Aaa	91282CCT6	25,000,000	24,978,516	23,670,000	11,654	0.404
Exxon Mobil	2.019	8/16/2024	Corp	AA-	Aa2	30231GBC5	10,000,000	10,000,000	9,653,100	25,238	2.019
U.S. Treasury Note	1.875	8/31/2024	Tsy	AA+	Aaa	9128282U3	70,000,000	71,520,313	67,599,000	114,130	1.423
U.S. Treasury Note	1.875	8/31/2024	Tsy	AA+	Aaa	9128282U3	40,000,000	40,589,063	38,628,000	65,217	1.557
Coca Cola	1.750	9/6/2024	Corp	A+	A1	191216CL2	10,000,000	9,981,900	9,710,700	12,153	1.788
Apple	1.800	9/11/2024	Corp	AA+	Aaa	037833DM9	10,000,000	9,977,200	9,636,000	10,000	1.848
Apple	1.800	9/11/2024	Corp	AA+	Aaa	037833DM9	10,000,000	10,356,600	9,636,000	10,000	0.621
FHLB Note	3.500	9/13/2024	Agy	AA+	Aaa	3130AT6G7	20,000,000	19,985,760	19,711,000	35,000	3.536
U.S. Treasury Note	0.375	9/15/2024	Tsy	AA+	Aaa	91282CCX7	40,000,000	39,823,438	37,778,000	6,929	0.526
Toyota	4.400	9/20/2024	Corp	A+	A1	89236TKG9	15,000,000	14,999,400	14,953,950	20,167	4.402
IADB Note	0.500	9/23/2024	Supra	AAA	Aaa	4581X0DZ8	20,000,000	19,985,200	18,900,200	2,222	0.525
FFCB Note	4.250	9/26/2024	Agy	AA+	Aaa	3133ENP79	20,000,000	19,998,400	19,935,200	11,806	4.254
U.S. Treasury Note	2.125	9/30/2024	Tsy	AA+	Aaa	9128282Y5	75,000,000	76,989,258	72,609,750	4,355	1.571
U.S. Treasury Note	1.500	9/30/2024	Tsy	AA+	Aaa	912828YH7	25,000,000	24,939,453	23,977,500	1,025	1.551
U.S. Treasury Note	2.125	9/30/2024	Tsy	AA+	Aaa	9128282Y5	50,000,000	51,279,297	48,406,500	2,903	1.581
U.S. Treasury Note	4.250	9/30/2024	Tsy	AA+	Aaa	91282CFN6	20,000,000	20,041,406	19,969,600	2,322	4.140
FHLB Note	4.500	10/3/2024	Agy	AA+	Aaa	3130ATT31	20,000,000	19,978,200	20,037,600	382,500	4.739
Toyota	2.000	10/7/2024	Corp	A+	A1	89236TGL3	10,000,000	9,991,000	9,616,400	96,667	2.019
FNMA Note	1.625	10/15/2024	Agy	AA+	Aaa	3135G0W66	10,000,000	9,982,900	9,605,100	74,931	1.661
FNMA Note	1.625	10/15/2024	Agy	AA+	Aaa	3135G0W66	20,000,000	19,965,800	19,210,200	149,861	1.661
UnitedHealth Group	5.000	10/15/2024	Corp	A+	A3	91324PEM0	7,000,000	6,996,920	7,044,870	148,750	5.025
IFC Note	1.375	10/16/2024	Supra	AAA	Aaa	45950KCR9	10,000,000	9,970,700	9,552,000	63,021	1.436
Goldman Sachs	0.925	10/21/2024	Corp	BBB+	A2	38141GYL2	15,000,000	15,017,505	14,592,600	61,667	0.885
U.S. Treasury Note	1.500	10/31/2024	Tsy	AA+	Aaa	912828YM6	75,000,000	74,540,039	71,821,500	472,376	1.630
U.S. Treasury Note	4.375	10/31/2024	Tsy	AA+	Aaa	91282CFQ9	20,000,000	19,960,156	20,015,600	367,403	4.480
Honeywell	4.850	11/1/2024	Corp	A	A2	438516CH7	15,000,000	14,997,450	15,091,950	301,104	4.859
Caterpillar	2.150	11/8/2024	Corp	A	A2	14913Q3B3	10,000,000	9,990,600	9,630,800	85,403	2.170
Philip Morris	5.125	11/15/2024	Corp	A-	A2	718172CT4	10,000,000	9,987,900	10,060,200	190,764	5.190
Amazon	4.700	11/29/2024	Corp	AA	A1	023135CM6	20,000,000	19,986,600	20,128,400	313,333	4.736
U.S. Treasury Note	1.500	11/30/2024	Tsy	AA+	Aaa	912828YV6	100,000,000	99,414,063	95,602,000	502,747	1.623
Truist Bank	2.150	12/6/2024	Corp	A	A2	07330NAT2	10,000,000	9,983,000	9,415,500	68,681	2.186
U.S. Treasury Note	1.750	12/31/2024	Tsy	AA+	Aaa	912828YY0	120,000,000	120,342,188	115,069,200	527,901	1.690
U.S. Treasury Note	4.250	12/31/2024	Tsy	AA+	Aaa	91282CGD7	20,000,000	19,933,594	20,008,600	213,674	4.426
FFCB Note	1.125	1/6/2025	Agy	AA+	Aaa	3133ENKS8	10,000,000	9,977,500	9,432,600	26,563	1.202
FFCB Note	1.125	1/6/2025	Agy	AA+	Aaa	3133ENKS8	10,000,000	9,977,500	9,432,600	26,563	1.202
FNMA Note	1.625	1/7/2025	Agy	AA+	Aaa	3135G0X24	35,000,000	34,888,350	33,442,500	132,708	1.692

*MV w/o Accrued includes the Bank of New York Mellon accrued interest for treasury bills, discount notes, and commercial paper. Original Cost does not include accrued interest.

Portfolio: Reserve 9218-2 (Cont.)

Issuer	Coupon	Maturity	Type	S&P	Moody's	CUSIP	Par Value	Original Cost	MV w/o Accrued*	Accr Income	Yld Mat
John Deere	1.250	1/10/2025	Corp	A	A2	24422EVY2	15,000,000	14,992,950	14,193,750	42,188	1.266
Toyota	4.800	1/10/2025	Corp	A+	A1	89236TKN4	15,000,000	14,993,550	15,085,050	158,000	4.823
American Honda	1.500	1/13/2025	Corp	A-	A3	02665WEA5	20,000,000	19,984,200	18,910,800	65,000	1.527
Toyota	1.450	1/13/2025	Corp	A+	A1	89236TJT3	20,000,000	19,973,200	18,924,200	62,833	1.496
Caterpillar	4.900	1/17/2025	Corp	A	A2	14913R2Y2	15,000,000	14,991,600	15,076,650	151,083	4.931
US Bank	2.050	1/21/2025	Corp	AA-	A1	90331HPL1	15,000,000	14,968,050	14,119,950	59,792	2.095
Goldman Sachs	1.757	1/24/2025	Corp	BBB+	A2	38141GZH0	10,000,000	10,000,000	9,691,700	32,700	0.509
U.S. Treasury Note	1.375	1/31/2025	Tsy	AA+	Aaa	912828Z52	25,000,000	24,940,430	23,779,250	56,975	1.425
U.S. Treasury Note	1.375	1/31/2025	Tsy	AA+	Aaa	912828Z52	50,000,000	50,984,375	47,558,500	113,950	0.964
U.S. Treasury Note	1.375	1/31/2025	Tsy	AA+	Aaa	912828Z52	40,000,000	41,970,313	38,046,800	91,160	0.329
Adobe	1.900	2/1/2025	Corp	A+	A2	00724PAB5	5,000,000	4,989,350	4,782,550	15,833	1.945
FHLMC Note	1.500	2/12/2025	Agy	AA+	Aaa	3137EAEPO	15,000,000	14,988,450	14,271,600	30,625	1.516
Toyota	1.800	2/13/2025	Corp	A+	A1	89236TGT6	10,000,000	9,993,300	9,507,100	24,000	1.814
FFCB Note	1.750	2/14/2025	Agy	AA+	Aaa	3133ENPG9	12,000,000	11,967,960	11,479,080	27,417	1.842
Ford ABS	3.440	2/15/2025	ABS	NR	Aaa	34534LAB3	7,450,431	7,450,008	7,397,160	11,391	3.469
WW Grainger	1.850	2/15/2025	Corp	A+	A2	384802AE4	5,000,000	4,986,100	4,749,600	11,819	1.909
U.S. Treasury Note	1.500	2/15/2025	Tsy	AA+	Aaa	91282CDZ1	25,000,000	24,898,438	23,804,750	46,616	1.641
JPMorgan Chase & Co	0.563	2/16/2025	Corp	A-	A1	46647PBY1	12,500,000	12,500,000	11,977,375	8,797	0.563
FHLB Note	5.000	2/28/2025	Agy	AA+	Aaa	3130AV7L0	15,000,000	14,980,200	15,197,550	58,333	5.071
U.S. Treasury Note	1.125	2/28/2025	Tsy	AA+	Aaa	912828ZC7	80,000,000	82,993,750	75,606,400	78,261	0.356
American Express	2.250	3/4/2025	Corp	BBB+	A2	025816CQ0	10,000,000	9,989,900	9,528,500	16,875	2.285
IBRD Note	0.750	3/11/2025	Supra	AAA	Aaa	459058JA2	20,000,000	19,885,800	18,746,600	8,333	0.867
Texas Instrument	1.375	3/12/2025	Corp	A+	Aa3	882508BH6	10,000,000	9,985,100	9,436,800	7,257	1.406
U.S. Treasury Note	0.500	3/31/2025	Tsy	AA+	Aaa	912828ZF0	100,000,000	101,203,125	93,227,000	1,366	0.236
U.S. Treasury Note	2.625	3/31/2025	Tsy	AA+	Aaa	9128284F4	25,000,000	25,106,445	24,312,500	1,793	2.477
Amazon	3.000	4/13/2025	Corp	AA	A1	023135CE4	25,000,000	24,960,250	24,372,000	350,000	3.056
Ford ABS	4.520	4/15/2025	ABS	AAA	Aaa	34535AAB6	9,921,115	9,920,748	9,885,101	19,930	4.566
U.S. Treasury Note	2.625	4/15/2025	Tsy	AA+	Aaa	91282CEH0	50,000,000	49,675,781	48,568,500	605,769	2.855
FNMA Note	0.625	4/22/2025	Agy	AA+	Aaa	3135G03U5	20,000,000	19,958,800	18,585,200	55,208	0.667
Bank of America	0.976	4/22/2025	Corp	A-	A2	06051GJR1	15,000,000	15,000,000	14,287,050	64,660	0.976
Bank of America	3.841	4/25/2025	Corp	A-	A2	06051GKS7	10,000,000	10,000,000	9,813,600	166,443	3.841
Bank of New York Mellon	3.350	4/25/2025	Corp	A	A1	06406RBC0	20,000,000	19,997,200	19,250,400	290,333	3.355
Citigroup	0.981	5/1/2025	Corp	BBB+	A3	172967MX6	10,000,000	10,000,000	9,497,100	40,875	0.981
Philip Morris	1.500	5/1/2025	Corp	A-	A2	718172CN7	5,000,000	4,975,600	4,674,100	31,250	1.602
Apple	1.125	5/11/2025	Corp	AA+	Aaa	037833DT4	5,000,000	4,991,050	4,690,050	21,875	1.162
Caterpillar	3.400	5/13/2025	Corp	A	A2	14913R2V8	15,000,000	14,980,950	14,686,050	195,500	3.445

*MV w/o Accrued includes the Bank of New York Mellon accrued interest for treasury bills, discount notes, and commercial paper. Original Cost does not include accrued interest.

Portfolio: Reserve 9218-2 (Cont.)

Issuer	Coupon	Maturity	Type	S&P	Moody's	CUSIP	Par Value	Original Cost	MV w/o Accrued*	Accr Income	Yld Mat
TVA Note	0.750	5/15/2025	Agy	AA+	Aaa	880591EW8	10,000,000	9,970,600	9,252,300	28,333	0.810
U.S. Treasury Note	2.750	5/15/2025	Tsy	AA+	Aaa	91282CEQ0	185,000,000	184,103,906	180,042,000	1,925,380	2.923
U.S. Treasury Note	2.125	5/15/2025	Tsy	AA+	Aaa	912828XB1	30,000,000	30,775,106	28,822,200	241,264	1.605
U.S. Treasury Note	2.125	5/15/2025	Tsy	AA+	Aaa	912828XB1	45,000,000	46,126,555	43,233,300	361,896	1.606
Intercontinental Exg	3.650	5/23/2025	Corp	A-	A3	45866FAT1	7,000,000	6,992,300	6,886,828	90,844	3.689
Citigroup	4.140	5/24/2025	Corp	BBB+	A3	172967NQ0	10,000,000	10,000,000	9,818,700	146,050	4.140
Morgan Stanley	0.790	5/30/2025	Corp	A-	A1	61747YEA9	12,000,000	12,000,000	11,355,360	31,863	0.705
JPMorgan Chase & Co	0.824	6/1/2025	Corp	A-	A1	46647PCH7	10,000,000	10,000,000	9,473,200	27,467	0.824
Amazon	0.800	6/3/2025	Corp	AA	A1	023135BQ8	10,000,000	9,996,100	9,299,200	26,222	0.808
U.S. Treasury Note	2.875	6/15/2025	Tsy	AA+	Aaa	91282CEU1	45,000,000	44,806,641	43,915,500	380,306	3.028
Toyota	3.950	6/30/2025	Corp	A+	A1	89236TKC8	15,000,000	14,985,750	14,804,850	149,771	3.984
IBM	4.000	7/27/2025	Corp	A-	A3	459200KS9	20,000,000	20,000,000	19,761,200	142,222	4.000
American Express	3.950	8/1/2025	Corp	BBB+	A2	025816CY3	12,000,000	11,988,000	11,759,760	79,000	3.986
Caterpillar	3.650	8/12/2025	Corp	A	A2	14913R2Z9	15,000,000	14,981,850	14,720,100	74,521	3.693
Chevron	0.687	8/12/2025	Corp	AA-	Aa2	166756AE6	10,000,000	10,000,000	9,170,500	9,351	0.687
U.S. Treasury Note	3.125	8/15/2025	Tsy	AA+	Aaa	91282CFE6	40,000,000	39,635,938	39,223,600	155,387	3.451
U.S. Treasury Note	2.000	8/15/2025	Tsy	AA+	Aaa	912828K74	60,000,000	61,096,573	57,354,000	149,171	1.620
U.S. Treasury Note	2.000	8/15/2025	Tsy	AA+	Aaa	912828K74	30,000,000	30,539,934	28,677,000	74,586	1.621
U.S. Treasury Note	2.000	8/15/2025	Tsy	AA+	Aaa	912828K74	5,000,000	5,147,532	4,779,500	12,431	1.382
U.S. Treasury Note	2.000	8/15/2025	Tsy	AA+	Aaa	912828K74	30,000,000	32,274,623	28,677,000	74,586	0.451
Apple	0.550	8/20/2025	Corp	AA+	Aaa	037833DX5	15,000,000	14,964,600	13,811,850	9,396	0.598
Home Depot	4.000	9/15/2025	Corp	A	A2	437076CR1	10,000,000	9,996,400	9,920,500	17,778	4.013
IFC Note	3.626	9/15/2025	Supra	AAA	Aaa	45950KDA5	16,000,000	15,993,760	15,865,280	25,785	3.639
U.S. Treasury Note	3.500	9/15/2025	Tsy	AA+	Aaa	91282CFK2	40,000,000	39,271,875	39,590,800	64,674	4.161
GM ABS	3.500	9/16/2025	ABS	NR	Aaa	36265WAB9	12,988,552	12,988,493	12,852,692	18,942	3.526
UnitedHealth Group	5.150	10/15/2025	Corp	A+	A3	91324PEN8	7,000,000	6,999,370	7,127,400	153,213	5.154
U.S. Treasury Note	4.250	10/15/2025	Tsy	AA+	Aaa	91282CFP1	50,000,000	49,751,953	50,353,500	980,769	4.430
Morgan Stanley	0.864	10/21/2025	Corp	A-	A1	6174468R3	10,000,000	10,000,000	9,271,300	38,400	0.864
Morgan Stanley	1.164	10/21/2025	Corp	A-	A1	61747YEG6	10,000,000	10,000,000	9,334,700	51,733	1.162
IBRD Note	0.500	10/28/2025	Supra	AAA	Aaa	459058JL8	25,000,000	24,971,750	22,893,000	53,125	0.523
Procter & Gamble	0.550	10/29/2025	Corp	AA-	Aa3	742718FL8	15,000,000	14,975,700	13,730,850	34,833	0.583
Comcast	5.250	11/7/2025	Corp	A-	A3	20030NDZ1	5,000,000	4,998,650	5,105,450	105,000	5.260
Bristol-Myers Squibb	0.750	11/13/2025	Corp	A+	A2	110122DN5	10,000,000	9,983,800	9,127,700	28,750	0.783
U.S. Treasury Note	4.500	11/15/2025	Tsy	AA+	Aaa	91282CFW6	10,000,000	10,052,734	10,139,800	170,304	4.307
GM ABS	4.600	11/17/2025	ABS	AAA	NR	36265QAB2	10,000,000	9,999,099	9,959,000	19,167	4.650
M&T Trust	5.400	11/21/2025	Corp	A-	A3	55279HAT7	20,000,000	19,988,000	19,299,600	390,000	5.422

*MV w/o Accrued includes the Bank of New York Mellon accrued interest for treasury bills, discount notes, and commercial paper. Original Cost does not include accrued interest.

Portfolio: Reserve 9218-2 (Cont.)

Issuer	Coupon	Maturity	Type	S&P	Moody's	CUSIP	Par Value	Original Cost	MV w/o Accrued*	Accr Income	Yld Mat
Amazon	4.600	12/1/2025	Corp	AA	A1	023135CN4	25,000,000	24,998,500	25,186,500	383,333	4.602
Natl Securities Clearing	0.750	12/7/2025	Corp	AA+	Aaa	637639AE5	15,000,000	14,951,550	13,587,600	35,625	0.816
U.S. Treasury Note	4.000	12/15/2025	Tsy	AA+	Aaa	91282CGA3	25,000,000	24,839,844	25,080,000	293,956	4.233
Toyota ABS	0.430	1/15/2026	ABS	AAA	Aaa	89239BAC5	14,000,000	13,998,884	13,408,920	2,676	0.434
Toyota ABS	5.270	1/15/2026	ABS	NR	Aaa	89239HAB4	6,500,000	6,499,928	6,498,765	15,224	5.329
Honda ABS	0.880	1/21/2026	ABS	NR	Aaa	43815GAC3	8,000,000	7,998,314	7,639,920	1,956	0.892
Citigroup	2.014	1/25/2026	Corp	BBB+	A3	17327CAN3	10,000,000	10,000,000	9,410,600	36,923	2.014
Bank of New York Mellon	0.750	1/28/2026	Corp	A	A1	06406RAQ0	20,000,000	19,957,000	17,809,800	26,250	0.794
Apple	0.700	2/8/2026	Corp	AA+	Aaa	037833EB2	20,000,000	19,955,000	18,182,800	20,611	0.746
Intel	4.875	2/10/2026	Corp	A	A2	458140CD0	10,000,000	10,000,000	10,120,400	69,063	4.875
U.S. Treasury Note	1.625	2/15/2026	Tsy	AA+	Aaa	912828P46	70,000,000	74,364,953	65,783,900	141,402	0.414
U.S. Treasury Note	1.625	2/15/2026	Tsy	AA+	Aaa	912828P46	30,000,000	31,840,220	28,193,100	60,601	0.414
U.S. Treasury Note	1.625	2/15/2026	Tsy	AA+	Aaa	912828P46	25,000,000	26,419,372	23,494,250	50,501	0.485
U.S. Treasury Note	1.625	2/15/2026	Tsy	AA+	Aaa	912828P46	25,000,000	26,468,262	23,494,250	50,501	0.447
U.S. Treasury Note	1.625	2/15/2026	Tsy	AA+	Aaa	912828P46	25,000,000	26,469,461	23,494,250	50,501	0.446
Union Pacific	4.750	2/21/2026	Corp	A-	A3	907818GE2	7,000,000	6,995,380	7,078,400	36,944	4.774
JPMorgan Chase & Co	2.595	2/24/2026	Corp	A-	A1	46647PCV6	20,000,000	20,000,000	18,945,000	53,342	2.595
Caterpillar	0.900	3/2/2026	Corp	A	A2	14913R2K2	25,000,000	24,942,750	22,653,000	18,125	0.946
Colgate-Palmolive	4.800	3/2/2026	Corp	AA-	Aa3	194162AQ6	10,000,000	9,988,400	10,219,700	40,000	4.837
U.S. Treasury Note	4.625	3/15/2026	Tsy	AA+	Aaa	91282CGR6	50,000,000	51,003,906	51,101,500	106,827	3.897
GM ABS	5.190	3/16/2026	ABS	NR	Aaa	38013JAB9	7,500,000	7,499,410	7,494,750	16,219	5.252
U.S. Treasury Note	0.750	3/31/2026	Tsy	AA+	Aaa	91282CBT7	30,000,000	29,689,453	27,424,200	615	0.963
Toyota ABS	0.710	4/15/2026	ABS	AAA	NR	89238JAC9	7,000,000	6,999,851	6,672,400	2,209	0.712
JPMorgan Chase & Co	4.080	4/26/2026	Corp	A-	A1	46647PCZ7	20,000,000	20,000,000	19,625,000	351,333	4.080
U.S. Treasury Note	0.750	4/30/2026	Tsy	AA+	Aaa	91282CBW0	60,000,000	59,683,594	54,661,200	188,950	0.858
Amazon	1.000	5/12/2026	Corp	AA	A1	023135BX3	20,000,000	19,913,600	18,117,800	77,222	1.089
Charles Schwab	1.150	5/13/2026	Corp	A	A2	808513BR5	25,000,000	24,942,000	21,929,000	110,208	1.198
UnitedHealth Group	1.150	5/15/2026	Corp	A+	A3	91324PEC2	10,000,000	9,982,600	9,076,100	43,444	1.186
U.S. Treasury Note	0.750	5/31/2026	Tsy	AA+	Aaa	91282CCF6	30,000,000	29,928,516	27,267,300	75,412	0.799
U.S. Treasury Note	0.750	5/31/2026	Tsy	AA+	Aaa	91282CCF6	30,000,000	29,916,797	27,267,300	75,412	0.807
U.S. Treasury Note	2.125	5/31/2026	Tsy	AA+	Aaa	9128286X3	50,000,000	51,146,013	47,482,500	356,113	1.668
U.S. Treasury Note	2.125	5/31/2026	Tsy	AA+	Aaa	9128286X3	35,000,000	35,775,887	33,237,750	249,279	1.668
U.S. Treasury Note	2.125	5/31/2026	Tsy	AA+	Aaa	9128286X3	5,000,000	5,109,170	4,748,250	35,611	1.669
U.S. Treasury Note	2.125	5/31/2026	Tsy	AA+	Aaa	9128286X3	31,000,000	33,566,440	29,439,150	220,790	0.451
Mercedes ABS	0.460	6/15/2026	ABS	AAA	Aaa	58772WAC7	13,500,000	13,498,234	12,960,405	2,760	0.466
GM ABS	0.480	6/16/2026	ABS	AAA	NR	380140AC7	9,945,039	9,944,425	9,539,779	1,989	0.483

*MV w/o Accrued includes the Bank of New York Mellon accrued interest for treasury bills, discount notes, and commercial paper. Original Cost does not include accrued interest.

Portfolio: Reserve 9218-2 (Cont.)

Issuer	Coupon	Maturity	Type	S&P	Moody's	CUSIP	Par Value	Original Cost	MV w/o Accrued*	Accr Income	Yld Mat
John Deere	1.050	6/17/2026	Corp	A	A2	24422EVR7	10,000,000	9,983,500	9,021,000	30,333	1.084
Toyota	1.125	6/18/2026	Corp	A+	A1	89236TJK2	10,000,000	9,995,600	9,009,300	32,188	1.134
Toyota	1.125	6/18/2026	Corp	A+	A1	89236TJK2	12,000,000	11,973,360	10,811,160	38,625	1.173
U.S. Treasury Note	0.875	6/30/2026	Tsy	AA+	Aaa	91282CCJ8	30,000,000	30,002,344	27,331,800	65,988	0.873
Capital One Credit Card ABS	0.550	7/15/2026	ABS	AAA	NR	14041NFW6	23,500,000	23,499,048	22,247,450	5,744	0.552
Bank of America	4.827	7/22/2026	Corp	A-	A2	06051GLA5	10,000,000	10,000,000	9,863,400	92,518	4.827
U.S. Treasury Note	0.625	7/31/2026	Tsy	AA+	Aaa	91282CCP4	20,000,000	19,897,656	18,025,800	20,718	0.730
BMW	1.250	8/12/2026	Corp	A	A2	05565EBW4	5,000,000	4,989,150	4,479,600	8,507	1.295
PNC Financial	1.150	8/13/2026	Corp	A-	A3	693475BB0	15,000,000	14,971,650	13,168,500	23,000	1.189
Nissan ABS	1.860	8/17/2026	ABS	AAA	Aaa	65479QAC1	10,000,000	9,998,039	9,541,000	8,267	1.876
U.S. Treasury Note	0.750	8/31/2026	Tsy	AA+	Aaa	91282CCW9	35,000,000	34,965,820	31,603,950	22,826	0.770
U.S. Treasury Note	1.375	8/31/2026	Tsy	AA+	Aaa	91282YD6	20,000,000	20,771,103	18,446,800	23,913	0.604
U.S. Treasury Note	1.375	8/31/2026	Tsy	AA+	Aaa	91282YD6	35,000,000	36,691,986	32,281,900	41,848	0.414
U.S. Treasury Note	1.375	8/31/2026	Tsy	AA+	Aaa	91282YD6	20,000,000	20,980,276	18,446,800	23,913	0.401
U.S. Treasury Note	1.375	8/31/2026	Tsy	AA+	Aaa	91282YD6	25,000,000	26,319,751	23,058,500	29,891	0.328
U.S. Treasury Note	1.375	8/31/2026	Tsy	AA+	Aaa	91282YD6	35,000,000	36,815,830	32,281,900	41,848	0.328
American Honda	1.300	9/9/2026	Corp	A-	A3	02665WDZ1	10,000,000	9,992,300	8,959,200	7,944	1.316
Caterpillar	1.150	9/14/2026	Corp	A	A2	14913R2Q9	10,000,000	9,982,600	8,982,200	5,431	1.186
Ford ABS	3.740	9/15/2026	ABS	NR	Aaa	34534LAD9	10,000,000	9,999,459	9,824,600	16,622	3.772
Toyota ABS	2.930	9/15/2026	ABS	AAA	Aaa	89238FAD5	6,000,000	5,999,860	5,820,120	7,813	2.949
Texas Instrument	1.125	9/15/2026	Corp	A+	Aa3	882508BK9	10,000,000	10,000,000	9,024,500	5,000	1.125
FNMA Note	1.875	9/24/2026	Agy	AA+	Aaa	3135G0Q22	30,000,000	31,710,315	28,044,600	10,938	0.709
Citigroup	5.610	9/29/2026	Corp	BBB+	A3	172967NX5	10,000,000	10,000,000	10,069,700	3,117	5.610
U.S. Treasury Note	0.875	9/30/2026	Tsy	AA+	Aaa	91282CCZ2	25,000,000	24,849,609	22,623,000	598	0.999
John Deere	1.300	10/13/2026	Corp	A	A2	24422EVW6	10,000,000	9,980,700	9,018,900	60,667	1.340
Morgan Stanley	6.138	10/16/2026	Corp	A-	A1	61747YEX9	15,000,000	15,000,000	15,275,100	416,873	6.129
American Express	1.650	11/4/2026	Corp	BBB+	A2	025816CM9	17,000,000	16,973,140	15,249,000	114,538	1.683
Public Storage	1.500	11/9/2026	Corp	A	A2	74460DAG4	5,000,000	4,992,350	4,481,900	29,583	1.532
American Express Credit Card ABS	0.900	11/16/2026	ABS	NR	Aaa	02582JJR2	18,000,000	17,997,188	16,912,800	7,200	0.908
Capital One Credit Card ABS	1.040	11/16/2026	ABS	AAA	NR	14041NFY2	15,000,000	14,997,933	14,113,500	6,933	0.369
GM ABS	1.260	11/16/2026	ABS	AAA	NR	380146AC4	9,000,000	8,999,218	8,549,910	4,725	1.267
U.S. Treasury Note	1.250	11/30/2026	Tsy	AA+	Aaa	91282CDK4	20,000,000	20,090,625	18,279,000	83,791	1.156
U.S. Treasury Note	1.625	11/30/2026	Tsy	AA+	Aaa	91282YU8	25,000,000	26,242,881	23,178,750	136,161	0.630
U.S. Treasury Note	1.625	11/30/2026	Tsy	AA+	Aaa	91282YU8	15,000,000	15,960,426	13,907,250	81,696	0.354
U.S. Treasury Note	1.625	11/30/2026	Tsy	AA+	Aaa	91282YU8	35,000,000	37,202,399	32,450,250	190,625	0.354
U.S. Treasury Note	1.625	11/30/2026	Tsy	AA+	Aaa	91282YU8	45,000,000	47,428,660	41,721,750	245,089	0.530

*MV w/o Accrued includes the Bank of New York Mellon accrued interest for treasury bills, discount notes, and commercial paper. Original Cost does not include accrued interest.

Portfolio: Reserve 9218-2 (Cont.)

Issuer	Coupon	Maturity	Type	S&P	Moody's	CUSIP	Par Value	Original Cost	MV w/o Accrued*	Accr Income	Yld Mat
Ford ABS	4.480	12/15/2026	ABS	AAA	Aaa	34535AAD2	10,000,000	9,999,422	9,941,100	19,911	4.525
U.S. Treasury Note	1.750	12/31/2026	Tsy	AA+	Aaa	912828YX2	25,000,000	25,067,556	23,256,750	109,979	1.693
U.S. Treasury Note	1.750	12/31/2026	Tsy	AA+	Aaa	912828YX2	15,000,000	15,212,782	13,954,050	65,988	1.449
Toyota	1.900	1/13/2027	Corp	A+	A1	89236TJV8	20,000,000	19,979,200	18,208,200	82,333	1.922
IADB Note	1.500	1/13/2027	Supra	AAA	Aaa	4581X0EB0	30,000,000	29,925,300	27,504,300	97,500	1.552
Target	1.950	1/15/2027	Corp	A	A2	87612EBM7	10,000,000	9,983,000	9,237,800	41,167	1.986
Bank of New York Mellon	2.050	1/26/2027	Corp	A	A1	06406RBA4	20,000,000	19,983,000	18,028,800	74,028	2.068
U.S. Treasury Note	1.500	1/31/2027	Tsy	AA+	Aaa	912828Z78	15,000,000	15,676,220	13,796,550	37,293	0.570
U.S. Treasury Note	1.500	1/31/2027	Tsy	AA+	Aaa	912828Z78	75,000,000	78,929,888	68,982,750	186,464	0.423
U.S. Treasury Note	1.500	1/31/2027	Tsy	AA+	Aaa	912828Z78	70,000,000	71,662,416	64,383,900	174,033	1.004
U.S. Treasury Note	1.500	1/31/2027	Tsy	AA+	Aaa	912828Z78	30,000,000	30,700,180	27,593,100	74,586	1.004
Procter & Gamble	1.900	2/1/2027	Corp	AA-	Aa3	742718FV6	30,000,000	29,957,400	27,860,100	95,000	1.930
IBM	2.200	2/9/2027	Corp	A-	A3	459200KM2	10,000,000	9,998,600	9,226,200	31,778	2.203
U.S. Treasury Note	2.250	2/15/2027	Tsy	AA+	Aaa	912828V98	35,000,000	35,897,098	33,126,800	97,894	1.700
U.S. Treasury Note	2.250	2/15/2027	Tsy	AA+	Aaa	912828V98	40,000,000	41,008,570	37,859,200	111,878	1.700
Discover Card ABS	1.960	2/16/2027	ABS	AAA	NR	254683CR4	10,000,000	9,998,861	9,501,200	8,711	1.973
U.S. Treasury Note	1.125	2/28/2027	Tsy	AA+	Aaa	912828ZB9	40,000,000	41,122,773	36,265,600	39,130	0.536
U.S. Treasury Note	1.125	2/28/2027	Tsy	AA+	Aaa	912828ZB9	45,000,000	46,240,231	40,798,800	44,022	0.537
U.S. Treasury Note	1.125	2/28/2027	Tsy	AA+	Aaa	912828ZB9	10,000,000	10,248,539	9,066,400	9,783	0.594
U.S. Treasury Note	1.125	2/28/2027	Tsy	AA+	Aaa	912828ZB9	10,000,000	10,296,152	9,066,400	9,783	0.493
U.S. Treasury Note	1.125	2/28/2027	Tsy	AA+	Aaa	912828ZB9	35,000,000	35,168,533	31,732,400	34,239	1.021
U.S. Treasury Note	1.125	2/28/2027	Tsy	AA+	Aaa	912828ZB9	40,000,000	40,189,277	36,265,600	39,130	1.021
U.S. Treasury Note	1.125	2/28/2027	Tsy	AA+	Aaa	912828ZB9	20,000,000	20,233,787	18,132,800	19,565	0.869
American Express	2.550	3/4/2027	Corp	BBB+	A2	025816CS6	10,000,000	9,990,700	9,231,800	19,125	2.570
American Express Credit Card ABS	2.210	3/15/2027	ABS	NR	Aaa	02589BAA8	11,250,000	11,249,422	10,733,175	11,050	2.222
Capital One Credit Card ABS	2.800	3/15/2027	ABS	AAA	NR	14041NFZ9	17,000,000	16,998,718	16,389,870	21,156	2.820
Berkshire Hathaway	2.300	3/15/2027	Corp	AA	Aa2	084664CZ2	25,000,000	24,995,250	23,651,000	25,556	2.304
U.S. Treasury Note	2.500	3/31/2027	Tsy	AA+	Aaa	91282CEF4	40,000,000	40,160,938	38,168,800	2,732	2.414
U.S. Treasury Note	0.625	3/31/2027	Tsy	AA+	Aaa	912828ZE3	30,000,000	30,197,942	26,569,800	512	0.482
U.S. Treasury Note	0.625	3/31/2027	Tsy	AA+	Aaa	912828ZE3	20,000,000	20,129,409	17,713,200	342	0.482
Amazon	3.300	4/13/2027	Corp	AA	A1	023135CF1	20,000,000	19,958,800	19,336,200	308,000	3.345
GM ABS	3.640	4/16/2027	ABS	NR	Aaa	36265WAD5	10,000,000	9,999,931	9,796,700	15,167	3.668
Northern Trust	4.000	5/10/2027	Corp	A+	A2	665859AW4	10,000,000	9,983,800	9,783,300	156,667	4.036
American Express Credit Card ABS	3.390	5/15/2027	ABS	AAA	NR	02582JIT8	20,000,000	19,995,576	19,520,800	30,133	3.424
UnitedHealth Group	3.700	5/15/2027	Corp	A+	A3	91324PEG3	10,000,000	9,996,400	9,774,700	139,778	3.708
UnitedHealth Group	3.700	5/15/2027	Corp	A+	A3	91324PEG3	10,000,000	9,994,600	9,774,700	139,778	3.712

*MV w/o Accrued includes the Bank of New York Mellon accrued interest for treasury bills, discount notes, and commercial paper. Original Cost does not include accrued interest.

Portfolio: Reserve 9218-2 (Cont.)

Issuer	Coupon	Maturity	Type	S&P	Moody's	CUSIP	Par Value	Original Cost	MV w/o Accrued*	Accr Income	Yld Mat
Discover Card ABS	3.320	5/17/2027	ABS	NR	Aaa	254683CS2	10,000,000	9,999,187	9,725,300	14,756	3.346
U.S. Treasury Note	2.625	5/31/2027	Tsy	AA+	Aaa	91282CET4	75,000,000	74,343,750	71,838,750	659,856	2.814
U.S. Treasury Note	2.625	5/31/2027	Tsy	AA+	Aaa	91282CET4	60,000,000	58,914,844	57,471,000	527,885	3.019
U.S. Treasury Note	0.500	5/31/2027	Tsy	AA+	Aaa	91282ZS2	40,000,000	39,986,215	35,064,000	67,033	0.507
IBRD Note	3.125	6/15/2027	Supra	AAA	Aaa	459058KJ1	20,000,000	19,989,600	19,508,400	184,028	3.136
FFCB Note	0.760	6/24/2027	Agy	AA+	Aaa	3133ELN91	31,750,000	31,809,531	27,865,705	65,017	0.720
U.S. Treasury Note	3.250	6/30/2027	Tsy	AA+	Aaa	91282CEW7	25,000,000	25,233,398	24,545,000	204,247	3.047
U.S. Treasury Note	3.250	6/30/2027	Tsy	AA+	Aaa	91282CEW7	75,000,000	76,933,594	73,635,000	612,742	2.686
U.S. Treasury Note	0.500	6/30/2027	Tsy	AA+	Aaa	91282ZV5	25,000,000	25,020,227	21,873,000	31,423	0.483
U.S. Treasury Note	0.500	6/30/2027	Tsy	AA+	Aaa	91282ZV5	15,000,000	14,988,264	13,123,800	18,854	0.516
U.S. Treasury Note	0.500	6/30/2027	Tsy	AA+	Aaa	91282ZV5	5,000,000	5,025,683	4,374,600	6,285	0.393
U.S. Treasury Note	0.500	6/30/2027	Tsy	AA+	Aaa	91282ZV5	20,000,000	20,100,984	17,498,400	25,138	0.393
U.S. Treasury Note	0.500	6/30/2027	Tsy	AA+	Aaa	91282ZV5	25,000,000	25,123,900	21,873,000	31,423	0.393
U.S. Treasury Note	0.500	6/30/2027	Tsy	AA+	Aaa	91282ZV5	10,000,000	10,027,004	8,749,200	12,569	0.441
U.S. Treasury Note	0.500	6/30/2027	Tsy	AA+	Aaa	91282ZV5	15,000,000	15,040,459	13,123,800	18,854	0.441
U.S. Treasury Note	0.500	6/30/2027	Tsy	AA+	Aaa	91282ZV5	10,000,000	10,026,544	8,749,200	12,569	0.441
Discover Card ABS	3.560	7/15/2027	ABS	AAA	Aaa	254683CW3	10,000,000	9,998,759	9,764,900	15,822	3.592
IBM	4.150	7/27/2027	Corp	A-	A3	459200KT7	20,000,000	19,974,000	19,770,400	147,556	4.179
Intel	3.750	8/5/2027	Corp	A	A2	458140BY5	20,000,000	19,979,200	19,529,000	116,667	3.773
Caterpillar	3.600	8/12/2027	Corp	A	A2	14913R3A3	10,000,000	9,995,500	9,787,100	49,000	3.610
U.S. Treasury Note	3.125	8/31/2027	Tsy	AA+	Aaa	91282CFH9	60,000,000	59,599,219	58,633,800	163,043	3.271
U.S. Treasury Note	0.500	8/31/2027	Tsy	AA+	Aaa	91282CAH4	25,000,000	25,042,025	21,766,500	10,870	0.464
U.S. Treasury Note	0.500	8/31/2027	Tsy	AA+	Aaa	91282CAH4	55,000,000	55,070,860	47,886,300	23,913	0.473
U.S. Treasury Note	0.500	8/31/2027	Tsy	AA+	Aaa	91282CAH4	35,000,000	35,067,666	30,473,100	15,217	0.459
Toyota ABS	5.300	9/15/2027	ABS	NR	Aaa	89239HAD0	19,000,000	18,998,125	19,266,760	44,756	5.363
Toyota ABS	4.630	9/15/2027	ABS	AAA	NR	891940AC2	10,000,000	9,999,995	9,985,800	20,578	4.675
Toyota	4.550	9/20/2027	Corp	A+	A1	89236TKJ3	10,000,000	9,990,300	10,045,500	13,903	4.572
U.S. Treasury Note	4.125	9/30/2027	Tsy	AA+	Aaa	91282CFM8	50,000,000	50,361,328	50,890,500	5,635	3.964
U.S. Treasury Note	4.125	10/31/2027	Tsy	AA+	Aaa	91282CFU0	20,000,000	19,861,719	20,364,800	346,409	4.280
U.S. Treasury Note	4.125	10/31/2027	Tsy	AA+	Aaa	91282CFU0	15,000,000	14,916,211	15,273,600	259,807	4.250
American Express	5.850	11/5/2027	Corp	BBB+	A2	025816DB2	10,000,000	9,992,800	10,483,800	234,000	5.867
Mercedes ABS	4.510	11/15/2027	ABS	AAA	NR	58770AAC7	5,250,000	5,249,370	5,240,025	10,523	4.558
Key Bank	5.850	11/15/2027	Corp	A-	A3	49327M3F9	5,000,000	4,991,650	4,907,400	110,500	5.889
U.S. Treasury Note	3.875	11/30/2027	Tsy	AA+	Aaa	91282CFZ9	80,000,000	79,634,375	80,756,000	1,039,011	3.977
Amazon	4.550	12/1/2027	Corp	AA	A1	023135CP9	15,000,000	14,991,300	15,215,550	227,500	4.563
U.S. Treasury Note	3.875	12/31/2027	Tsy	AA+	Aaa	91282CGC9	50,000,000	49,687,500	50,478,500	487,051	4.014

*MV w/o Accrued includes the Bank of New York Mellon accrued interest for treasury bills, discount notes, and commercial paper. Original Cost does not include accrued interest.

Portfolio: Reserve 9218-2 (Cont.)

Issuer	Coupon	Maturity	Type	S&P	Moody's	CUSIP	Par Value	Original Cost	MV w/o Accrued*	Accr Income	Yld Mat
U.S. Treasury Note	3.875	12/31/2027	Tsy	AA+	Aaa	91282CGC9	20,000,000	19,788,339	20,191,400	194,820	4.118
PACCAR	4.600	1/10/2028	Corp	A+	A1	69371RS31	15,000,000	14,974,800	15,097,200	155,250	4.638
IADB Note	4.000	1/12/2028	Supra	AAA	Aaa	4581X0EH7	10,000,000	9,959,700	10,106,400	87,778	4.090
U.S. Treasury Note	0.750	1/31/2028	Tsy	AA+	Aaa	91282CBJ9	65,000,000	64,966,765	56,712,500	80,801	0.760
U.S. Treasury Note	0.750	1/31/2028	Tsy	AA+	Aaa	91282CBJ9	10,000,000	9,887,152	8,725,000	12,431	0.978
IBM	4.500	2/6/2028	Corp	A-	A3	459200KX8	10,000,000	9,984,500	9,985,400	68,750	4.535
Intel	4.875	2/10/2028	Corp	A	A2	458140CE8	10,000,000	9,991,700	10,151,900	69,063	4.894
U.S. Treasury Note	4.000	2/29/2028	Tsy	AA+	Aaa	91282CGP0	20,000,000	19,838,281	20,342,200	69,565	4.181
Colgate-Palmolive	4.600	3/1/2028	Corp	AA-	Aa3	194162AR4	15,000,000	14,984,700	15,366,300	57,500	4.623
FHLB Note	4.500	3/10/2028	Agy	AA+	Aaa	3130ATS57	52,840,000	53,341,452	54,511,858	138,705	4.288
TVA Note	3.875	3/15/2028	Agy	AA+	Aaa	880591EZ1	10,000,000	9,918,700	9,993,500	1,076	4.058
U.S. Treasury Note	1.250	3/31/2028	Tsy	AA+	Aaa	91282CBS9	150,000,000	149,003,329	133,629,000	5,123	1.386
U.S. Treasury Note	1.250	4/30/2028	Tsy	AA+	Aaa	91282CBZ3	75,000,000	74,757,162	66,691,500	393,646	1.316
Total		2.873					7,167,263,963	7,224,163,684	6,813,969,719	33,351,220	1.994

Portfolio: Extended Reserve 9218-5

Date: 3/31/23

Issuer	Coupon	Maturity	Type	S&P	Moody's	CUSIP	Par Value	Original Cost	MV w/o Accrued*	Accr Income	Yld Mat
U.S. Treasury Note	1.250	4/30/2028	Tsy	AA+	Aaa	91282CBZ3	25,000,000	24,888,672	22,230,500	131,215	1.317
U.S. Treasury Note	1.250	4/30/2028	Tsy	AA+	Aaa	91282CBZ3	50,000,000	50,218,750	44,461,000	262,431	1.183
U.S. Treasury Note	2.875	5/15/2028	Tsy	AA+	Aaa	9128284N7	15,000,000	14,997,656	14,453,400	163,208	2.878
U.S. Treasury Note	2.875	5/15/2028	Tsy	AA+	Aaa	9128284N7	50,000,000	49,451,172	48,178,000	544,026	3.078
FFCB Note	1.000	5/22/2028	Agy	AA+	Aaa	3133ELZX5	17,200,000	17,212,040	14,890,556	61,633	0.991
U.S. Treasury Note	1.250	6/30/2028	Tsy	AA+	Aaa	91282CCH2	100,000,000	100,257,813	88,656,000	314,227	1.211
U.S. Treasury Note	1.250	6/30/2028	Tsy	AA+	Aaa	91282CCH2	65,000,000	66,142,578	57,626,400	204,247	0.986
FFCB Note	0.820	7/14/2028	Agy	AA+	Aaa	3133ELU44	12,000,000	12,013,272	10,248,600	21,047	0.806
U.S. Treasury Note	1.125	8/31/2028	Tsy	AA+	Aaa	91282CCV1	90,000,000	90,333,984	78,950,700	88,043	1.070
U.S. Treasury Note	1.250	9/30/2028	Tsy	AA+	Aaa	91282CCY5	34,000,000	33,802,109	29,973,040	1,161	1.337
U.S. Treasury Note	1.375	10/31/2028	Tsy	AA+	Aaa	91282CDF5	50,000,000	49,691,406	44,322,500	288,674	1.468
U.S. Treasury Note	3.125	11/15/2028	Tsy	AA+	Aaa	9128285M8	45,000,000	44,583,398	43,832,700	532,200	3.291
U.S. Treasury Note	1.500	11/30/2028	Tsy	AA+	Aaa	91282CDL2	45,000,000	45,305,859	40,106,250	226,236	1.398
U.S. Treasury Note	1.500	11/30/2028	Tsy	AA+	Aaa	91282CDL2	75,000,000	75,231,445	66,843,750	377,060	1.453
U.S. Treasury Note	1.750	1/31/2029	Tsy	AA+	Aaa	91282CDW8	50,000,000	50,003,906	45,094,000	145,028	1.749
U.S. Treasury Note	1.875	2/28/2029	Tsy	AA+	Aaa	91282CEB3	100,000,000	100,210,938	90,766,000	163,043	1.843

*MV w/o Accrued includes the Bank of New York Mellon accrued interest for treasury bills, discount notes, and commercial paper. Original Cost does not include accrued interest.

Portfolio: Extended Reserve 9218-5 (Cont.)

Issuer	Coupon	Maturity	Type	S&P	Moody's	CUSIP	Par Value	Original Cost	MV w/o Accrued*	Accr Income	Yld Mat
U.S. Treasury Note	2.375	3/31/2029	Tsy	AA+	Aaa	91282CEE7	50,000,000	49,921,875	46,636,500	3,245	2.399
U.S. Treasury Note	2.750	5/31/2029	Tsy	AA+	Aaa	91282CES6	25,000,000	24,817,383	23,804,750	230,426	2.866
U.S. Treasury Note	2.750	5/31/2029	Tsy	AA+	Aaa	91282CES6	110,000,000	107,825,781	104,740,900	1,013,874	3.067
U.S. Treasury Note	3.250	6/30/2029	Tsy	AA+	Aaa	91282CEV9	25,000,000	25,894,531	24,488,250	204,247	2.679
FFCB Note	1.000	7/9/2029	Agy	AA+	Aaa	3133ELS96	10,000,000	9,990,550	8,361,500	22,778	1.011
U.S. Treasury Note	1.625	8/15/2029	Tsy	AA+	Aaa	912828YB0	75,000,000	80,405,273	66,826,500	151,502	0.775
U.S. Treasury Note	1.625	8/15/2029	Tsy	AA+	Aaa	912828YB0	10,000,000	10,751,953	8,910,200	20,200	0.738
U.S. Treasury Note	1.625	8/15/2029	Tsy	AA+	Aaa	912828YB0	75,000,000	76,218,750	66,826,500	151,502	1.414
U.S. Treasury Note	4.000	10/31/2029	Tsy	AA+	Aaa	91282CFT3	75,000,000	74,384,766	76,746,000	1,259,669	4.136
U.S. Treasury Note	1.750	11/15/2029	Tsy	AA+	Aaa	912828YS3	88,000,000	87,814,375	78,963,280	582,818	1.773
U.S. Treasury Note	1.750	11/15/2029	Tsy	AA+	Aaa	912828YS3	31,000,000	33,591,406	27,816,610	205,311	0.790
U.S. Treasury Note	1.750	11/15/2029	Tsy	AA+	Aaa	912828YS3	50,000,000	51,238,281	44,865,500	331,146	1.438
U.S. Treasury Note	1.750	11/15/2029	Tsy	AA+	Aaa	912828YS3	30,000,000	31,539,844	26,919,300	198,688	1.100
U.S. Treasury Note	3.875	11/30/2029	Tsy	AA+	Aaa	91282CFY2	40,000,000	39,962,500	40,654,800	519,505	3.890
U.S. Treasury Note	1.500	2/15/2030	Tsy	AA+	Aaa	912828Z94	1,000,000	1,048,203	875,780	1,865	0.990
U.S. Treasury Note	1.500	2/15/2030	Tsy	AA+	Aaa	912828Z94	5,000,000	5,388,672	4,378,900	9,323	0.684
U.S. Treasury Note	1.500	2/15/2030	Tsy	AA+	Aaa	912828Z94	4,000,000	4,343,438	3,503,120	7,459	0.602
U.S. Treasury Note	1.500	2/15/2030	Tsy	AA+	Aaa	912828Z94	15,000,000	16,081,641	13,136,700	27,970	0.738
U.S. Treasury Note	1.500	2/15/2030	Tsy	AA+	Aaa	912828Z94	9,000,000	9,738,281	7,882,020	16,782	0.638
U.S. Treasury Note	1.500	2/15/2030	Tsy	AA+	Aaa	912828Z94	11,000,000	11,959,922	9,633,580	20,511	0.582
U.S. Treasury Note	1.500	2/15/2030	Tsy	AA+	Aaa	912828Z94	10,000,000	10,734,766	8,757,800	18,646	0.720
U.S. Treasury Note	1.500	2/15/2030	Tsy	AA+	Aaa	912828Z94	10,000,000	10,442,969	8,757,800	18,646	0.986
U.S. Treasury Note	1.500	2/15/2030	Tsy	AA+	Aaa	912828Z94	65,000,000	65,076,172	56,925,700	121,202	1.486
U.S. Treasury Note	1.500	2/15/2030	Tsy	AA+	Aaa	912828Z94	20,000,000	20,228,906	17,515,600	37,293	1.359
FFCB Note	1.300	5/13/2030	Agy	AA+	Aaa	3133ELYY4	15,000,000	15,012,240	12,442,650	74,750	1.291
U.S. Treasury Note	0.625	5/15/2030	Tsy	AA+	Aaa	912828ZQ6	20,000,000	19,935,938	16,357,000	47,307	0.658
U.S. Treasury Note	0.625	5/15/2030	Tsy	AA+	Aaa	912828ZQ6	5,000,000	4,883,203	4,089,250	11,827	0.871
U.S. Treasury Note	0.625	5/15/2030	Tsy	AA+	Aaa	912828ZQ6	10,000,000	9,976,953	8,178,500	23,653	0.649
U.S. Treasury Note	0.625	5/15/2030	Tsy	AA+	Aaa	912828ZQ6	12,000,000	11,935,313	9,814,200	28,384	0.682
FNMA Note	0.875	8/5/2030	Agy	AA+	Aaa	3135G05Q2	10,000,000	9,924,800	8,157,900	13,611	0.954
FNMA Note	0.875	8/5/2030	Agy	AA+	Aaa	3135G05Q2	10,000,000	9,924,800	8,157,900	13,611	0.954
FNMA Note	0.875	8/5/2030	Agy	AA+	Aaa	3135G05Q2	20,000,000	19,783,800	16,315,800	27,222	0.989
U.S. Treasury Note	0.625	8/15/2030	Tsy	AA+	Aaa	91282CAE1	18,000,000	17,875,547	14,654,520	13,985	0.697
U.S. Treasury Note	0.625	8/15/2030	Tsy	AA+	Aaa	91282CAE1	5,000,000	4,968,359	4,070,700	3,885	0.691
U.S. Treasury Note	0.625	8/15/2030	Tsy	AA+	Aaa	91282CAE1	16,000,000	15,919,375	13,026,240	12,431	0.677
U.S. Treasury Note	0.625	8/15/2030	Tsy	AA+	Aaa	91282CAE1	20,000,000	19,889,063	16,282,800	15,539	0.683

*MV w/o Accrued includes the Bank of New York Mellon accrued interest for treasury bills, discount notes, and commercial paper. Original Cost does not include accrued interest.

Portfolio: Extended Reserve 9218-5 (Cont.)

Issuer	Coupon	Maturity	Type	S&P	Moody's	CUSIP	Par Value	Original Cost	MV w/o Accrued*	Accr Income	Yld Mat
U.S. Treasury Note	0.875	11/15/2030	Tsy	AA+	Aaa	91282CAV3	50,000,000	50,136,719	41,349,500	165,573	0.846
U.S. Treasury Note	0.875	11/15/2030	Tsy	AA+	Aaa	91282CAV3	21,000,000	20,922,070	17,366,790	69,541	0.914
U.S. Treasury Note	1.125	2/15/2031	Tsy	AA+	Aaa	91282CBL4	61,000,000	58,950,781	51,306,490	85,307	1.489
U.S. Treasury Note	1.125	2/15/2031	Tsy	AA+	Aaa	91282CBL4	15,000,000	14,194,922	12,616,350	20,977	1.718
U.S. Treasury Note	1.125	2/15/2031	Tsy	AA+	Aaa	91282CBL4	5,000,000	4,772,461	4,205,450	6,992	1.630
U.S. Treasury Note	1.625	5/15/2031	Tsy	AA+	Aaa	91282CCB5	65,000,000	64,824,805	56,438,200	399,741	1.654
U.S. Treasury Note	1.625	5/15/2031	Tsy	AA+	Aaa	91282CCB5	25,000,000	25,079,102	21,707,000	153,747	1.590
U.S. Treasury Note	1.625	5/15/2031	Tsy	AA+	Aaa	91282CCB5	10,000,000	10,010,547	8,682,800	61,499	1.613
U.S. Treasury Note	1.625	5/15/2031	Tsy	AA+	Aaa	91282CCB5	15,000,000	15,545,508	13,024,200	92,248	1.229
U.S. Treasury Note	1.625	5/15/2031	Tsy	AA+	Aaa	91282CCB5	26,000,000	26,274,219	22,575,280	159,896	1.507
U.S. Treasury Note	1.625	5/15/2031	Tsy	AA+	Aaa	91282CCB5	10,000,000	10,101,172	8,682,800	61,499	1.509
FFCB Note	3.150	6/2/2031	Agy	AA+	Aaa	3133ENXY1	20,000,000	19,826,200	18,746,200	208,250	3.262
U.S. Treasury Note	1.250	8/15/2031	Tsy	AA+	Aaa	91282CCS8	60,000,000	59,798,438	50,283,000	93,232	1.286
U.S. Treasury Note	1.250	8/15/2031	Tsy	AA+	Aaa	91282CCS8	50,000,000	48,566,406	41,902,500	77,693	1.567
FFCB Note	1.400	8/25/2031	Agy	AA+	Aaa	3133EM3H3	14,750,000	14,743,215	11,977,590	20,650	1.405
TVA Note	1.500	9/15/2031	Agy	AA+	Aaa	880591EX6	10,000,000	9,998,200	8,148,100	6,667	1.502
U.S. Treasury Note	1.375	11/15/2031	Tsy	AA+	Aaa	91282CDJ7	52,000,000	51,540,938	43,848,480	270,594	1.471
U.S. Treasury Note	1.375	11/15/2031	Tsy	AA+	Aaa	91282CDJ7	35,000,000	33,718,945	29,513,400	182,131	1.784
U.S. Treasury Note	1.875	2/15/2032	Tsy	AA+	Aaa	91282CDY4	15,000,000	15,003,516	13,154,250	34,962	1.872
U.S. Treasury Note	2.875	5/15/2032	Tsy	AA+	Aaa	91282CEP2	40,000,000	39,473,438	38,031,200	435,221	3.029
U.S. Treasury Note	2.875	5/15/2032	Tsy	AA+	Aaa	91282CEP2	25,000,000	25,505,859	23,769,500	272,013	2.639
U.S. Treasury Note	2.875	5/15/2032	Tsy	AA+	Aaa	91282CEP2	15,000,000	15,311,719	14,261,700	163,208	2.632
U.S. Treasury Note	2.750	8/15/2032	Tsy	AA+	Aaa	91282CFF3	30,000,000	29,055,469	28,204,800	102,555	3.120
U.S. Treasury Note	2.750	8/15/2032	Tsy	AA+	Aaa	91282CFF3	35,000,000	32,180,859	32,905,600	119,648	3.733
U.S. Treasury Note	2.750	8/15/2032	Tsy	AA+	Aaa	91282CFF3	20,000,000	17,919,531	18,803,200	68,370	4.047
FFCB Note	3.500	9/1/2032	Agy	AA+	Aaa	3133ENJ92	10,000,000	9,921,300	9,414,000	29,167	3.594
U.S. Treasury Note	4.125	11/15/2032	Tsy	AA+	Aaa	91282CFV8	25,000,000	25,722,656	26,246,000	390,280	3.774
U.S. Treasury Note	4.125	11/15/2032	Tsy	AA+	Aaa	91282CFV8	45,000,000	45,894,727	47,242,800	702,503	3.880
U.S. Treasury Note	4.125	11/15/2032	Tsy	AA+	Aaa	91282CFV8	35,000,000	36,673,438	36,744,400	546,392	3.542
U.S. Treasury Note	4.125	11/15/2032	Tsy	AA+	Aaa	91282CFV8	15,000,000	15,205,078	15,747,600	234,168	3.953
U.S. Treasury Note	3.500	2/15/2033	Tsy	AA+	Aaa	91282CGM7	20,000,000	19,949,219	20,015,600	87,017	3.530
Total		6.939					2,702,950,000	2,710,596,081	2,437,023,226	14,306,030	1.934

*MV w/o Accrued includes the Bank of New York Mellon accrued interest for treasury bills, discount notes, and commercial paper. Original Cost does not include accrued interest.

Portfolio: Wastewater 208
Date: 3/31/23

Issuer	Coupon	Maturity	Type	S&P	Moody's	CUSIP	Par Value	Original Cost	MV w/o Accrued*	Accr Income	Yld Mat
Bk of New York Mellon - Sweep	4.660	4/3/2023	MMF	AAA	Aaa-mf		620	620	620	4	4.725
Emerson Electric	0.000	4/4/2023	CP	A-1	P-1	29101BR46	11,079,000	11,041,793	11,073,096	0	4.796
U.S. Treasury Bill	0.000	4/4/2023	Tsy	A-1+	P-1	912796Z93	76,556,000	76,282,382	76,546,048	0	4.741
UnitedHealth Group	0.000	4/11/2023	CP	A-1	P-2	91058URB1	9,653,000	9,616,587	9,638,350	0	5.005
UnitedHealth Group	0.000	4/11/2023	CP	A-1	P-2	91058URB1	11,079,000	11,039,793	11,062,186	0	5.055
IBRD DN	0.000	4/18/2023	Supra	A-1+	P-1	459052EM4	12,432,000	12,390,905	12,408,628	0	4.383
Koch Industries	0.000	4/25/2023	CP	A-1+	P-1	50000ERR7	11,089,000	11,039,395	11,051,752	0	5.039
IBRD DN	0.000	4/25/2023	Supra	A-1+	P-1	459052EU6	48,015,000	47,815,671	47,882,959	0	4.408
FHLMC DN	0.000	5/2/2023	Agy	A-1+	P-1	313396FB4	11,126,000	11,076,134	11,085,279	0	4.760
FHLB DN	0.000	5/9/2023	Agy	A-1+	P-1	313384FJ3	45,427,000	45,181,883	45,216,219	0	4.780
U.S. Treasury Bill	0.000	5/18/2023	Tsy	A-1+	P-1	912796W47	11,696,000	11,438,213	11,627,695	0	3.040
U.S. Treasury Bill	0.000	5/18/2023	Tsy	A-1+	P-1	912796W47	11,695,000	11,440,487	11,626,701	0	3.080
JPMorgan Securities	0.000	6/1/2023	CP	A-1	P-1	46590ET16	23,904,000	23,204,290	23,701,989	0	4.061
Toronto Dominion	0.000	6/1/2023	CP	A-1+	P-1	89116FT18	36,167,000	35,080,121	35,861,106	0	4.615
Toronto Dominion	0.000	6/1/2023	CP	A-1+	P-1	89116FT18	12,864,000	12,480,546	12,755,198	0	4.614
FHLB DN	0.000	6/1/2023	Agy	A-1+	P-1	313384GH6	11,730,000	11,439,741	11,640,148	0	3.175
FHLB DN	0.000	6/1/2023	Agy	A-1+	P-1	313384GH6	18,895,000	18,422,373	18,750,264	0	3.523
FHLB DN	0.000	6/1/2023	Agy	A-1+	P-1	313384GH6	14,671,000	14,299,722	14,558,620	0	3.592
FHLB DN	0.000	6/1/2023	Agy	A-1+	P-1	313384GH6	14,716,000	14,310,505	14,603,275	0	4.025
Canadian Imperial Bank	3.630	6/1/2023	CD	A-1	P-1	13606KLA2	20,000,000	20,000,000	19,950,600	488,033	3.680
Royal Bank of Canada	4.600	6/1/2023	CD	A-1+	P-1	78015JHW0	14,300,000	14,300,000	14,284,413	323,418	4.664
U.S. Treasury Note	0.125	7/15/2023	Tsy	AA+	Aaa	91282ZY9	5,768,000	5,603,747	5,691,632	1,514	3.014
U.S. Treasury Note	0.125	9/15/2023	Tsy	AA+	Aaa	91282CAK7	13,511,000	13,473,000	13,236,051	780	0.269
U.S. Treasury Note	0.125	10/15/2023	Tsy	AA+	Aaa	91282CAP6	5,119,000	5,108,402	4,994,045	2,953	0.195
U.S. Treasury Note	0.125	1/15/2024	Tsy	AA+	Aaa	91282CBE0	10,615,000	10,592,609	10,241,034	2,786	0.198
U.S. Treasury Note	0.125	1/15/2024	Tsy	AA+	Aaa	91282CBE0	6,000	5,987	5,789	2	0.198
U.S. Treasury Note	2.500	5/31/2024	Tsy	AA+	Aaa	91282CER8	16,620,000	16,568,063	16,241,563	139,261	2.662
FNMA Note	2.625	9/6/2024	Agy	AA+	Aaa	3135G0ZR7	8,768,000	8,900,844	8,556,428	15,983	2.441
FNMA Note	2.625	9/6/2024	Agy	AA+	Aaa	3135G0ZR7	8,654,000	8,662,299	8,445,179	15,776	2.613
U.S. Treasury Note	0.375	9/15/2024	Tsy	AA+	Aaa	91282CCX7	13,875,000	12,946,567	13,104,244	2,404	3.885
U.S. Treasury Note	2.000	2/15/2025	Tsy	AA+	Aaa	91282J27	14,700,000	14,949,785	14,125,230	36,547	1.792
U.S. Treasury Note	4.625	3/15/2026	Tsy	AA+	Aaa	91282CGR6	4,789,000	4,888,147	4,894,502	10,232	3.876
U.S. Treasury Note	1.125	2/29/2028	Tsy	AA+	Aaa	91282CBP5	6,156,000	6,160,809	5,461,049	6,022	1.113
U.S. Treasury Note	1.500	2/15/2030	Tsy	AA+	Aaa	91282Z94	6,512,000	6,258,897	5,703,079	12,143	2.029
Total		0.432					542,187,620	536,020,319	536,024,969	1,057,858	3.878

*MV w/o Accrued includes the Bank of New York Mellon accrued interest for treasury bills, discount notes, and commercial paper. Original Cost does not include accrued interest.

Portfolio: LA MICLA 2016 STLIG 26U
Date: 3/31/23

Issuer	Coupon	Maturity	Type	S&P	Moody's	CUSIP	Par Value	Original Cost	MV w/o Accrued*	Accr Income	Yld Mat
Bk of New York Mellon - Sweep	4.660	4/3/2023	MMF	AAAm	Aaa-mf		123,084	123,084	123,084	469	4.725
Total		0.008					123,084	123,084	123,084	469	4.725

Portfolio: LA MICLA 2017 STLIG 26Y
Date: 3/31/23

Issuer	Coupon	Maturity	Type	S&P	Moody's	CUSIP	Par Value	Original Cost	MV w/o Accrued*	Accr Income	Yld Mat
Bk of New York Mellon - Sweep	4.660	4/3/2023	MMF	AAAm	Aaa-mf		3,788,945	3,788,945	3,788,945	14,452	4.725
Total		0.008					3,788,945	3,788,945	3,788,945	14,452	4.725

Portfolio: Batiquitos LT 72W
Date: 3/31/23

Issuer	Coupon	Maturity	Type	S&P	Moody's	CUSIP	Par Value	Original Cost	MV w/o Accrued*	Accr Income	Yld Mat
Bk of New York Mellon - Sweep	4.660	4/3/2023	MMF	AAAm	Aaa-mf		222,859	222,859	222,859	846	4.725
U.S. Treasury Note	0.750	3/31/2026	Tsy	AA+	Aaa	91282CBT7	286,000	285,084	261,444	6	0.816
FNMA Note	2.125	4/24/2026	Agy	AA+	Aaa	3135G0K36	6,342,000	6,025,369	6,015,450	58,774	2.732
FNMA Note	2.125	4/24/2026	Agy	AA+	Aaa	3135G0K36	70,000	67,642	66,396	649	2.546
FNMA Note	2.125	4/24/2026	Agy	AA+	Aaa	3135G0K36	71,000	68,672	67,344	658	2.557
FNMA Note	2.125	4/24/2026	Agy	AA+	Aaa	3135G0K36	74,000	68,751	70,190	686	3.135
FNMA Note	2.125	4/24/2026	Agy	AA+	Aaa	3135G0K36	75,000	69,725	71,138	695	3.187
FNMA Note	2.125	4/24/2026	Agy	AA+	Aaa	3135G0K36	72,000	70,128	68,293	667	2.533
Total		2.966					7,212,859	6,878,231	6,843,114	62,980	2.727

Portfolio: Harbor Emergency FD 751
Date: 3/31/23

Issuer	Coupon	Maturity	Type	S&P	Moody's	CUSIP	Par Value	Original Cost	MV w/o Accrued*	Accr Income	Yld Mat
Bk of New York Mellon - Sweep	4.660	4/3/2023	MMF	AAAm	Aaa-mf		328	328	328	1	4.725
U.S. Treasury Bill	0.000	5/25/2023	Tsy	A-1+	P-1	912796ZF9	48,968,000	47,874,588	48,640,404	0	4.748
FHLB DN	0.000	8/25/2023	Agy	A-1+	P-1	313384KW8	3,307,000	3,226,971	3,245,324	0	5.215
Total		0.166					52,275,328	51,101,887	51,886,057	1	4.778

*MV w/o Accrued includes the Bank of New York Mellon accrued interest for treasury bills, discount notes, and commercial paper. Original Cost does not include accrued interest.

Portfolio: Harbor Foods Restoration 70L
Date: 3/31/23

Issuer	Coupon	Maturity	Type	S&P	Moody's	CUSIP	Par Value	Original Cost	MV w/o Accrued*	Accr Income	Yld Mat
Bk of New York Mellon - Sweep	4.660	4/3/2023	MMF	AAA	Aaa-mf		593	593	593	3	4.725
U.S. Treasury Bill	0.000	5/25/2023	Tsy	A-1+	P-1	912796ZF9	615,000	601,284	610,886	0	4.742
Total		0.151					615,593	601,877	611,478	3	4.742

Portfolio: City of LA DWP PRB 2010C J7D
Date: 3/31/23

Issuer	Coupon	Maturity	Type	S&P	Moody's	CUSIP	Par Value	Original Cost	MV w/o Accrued*	Accr Income	Yld Mat
Bk of New York Mellon - Sweep	4.660	4/3/2023	MMF	AAA	Aaa-mf		258,728	258,728	258,728	674	4.725
U.S. Treasury Note	2.250	3/31/2024	Tsy	AA+	Aaa	91282CEG2	536,000	532,441	523,543	33	2.604
U.S. Treasury Note	0.750	3/31/2026	Tsy	AA+	Aaa	91282CBT7	504,000	502,425	460,727	10	0.815
FNMA Note	2.125	4/24/2026	Agy	AA+	Aaa	3135G0K36	10,720,000	9,978,262	10,168,027	99,346	2.978
FNMA Note	2.125	4/24/2026	Agy	AA+	Aaa	3135G0K36	118,000	113,965	111,924	1,094	2.553
FNMA Note	2.125	4/24/2026	Agy	AA+	Aaa	3135G0K36	5,024,000	4,963,586	4,765,314	46,559	2.279
FNMA Note	2.125	4/24/2026	Agy	AA+	Aaa	3135G0K36	174,000	168,921	165,041	1,613	2.509
FNMA Note	2.125	4/24/2026	Agy	AA+	Aaa	3135G0K36	5,126,000	4,983,343	4,862,062	47,504	2.496
FNMA Note	2.125	4/24/2026	Agy	AA+	Aaa	3135G0K36	242,000	224,979	229,539	2,243	3.126
FNMA Note	2.125	4/24/2026	Agy	AA+	Aaa	3135G0K36	5,315,000	4,977,179	5,041,331	49,256	3.041
FNMA Note	2.125	4/24/2026	Agy	AA+	Aaa	3135G0K36	7,000	6,555	6,640	65	3.041
FNMA Note	2.125	4/24/2026	Agy	AA+	Aaa	3135G0K36	305,000	283,549	289,296	2,827	3.187
FNMA Note	2.125	4/24/2026	Agy	AA+	Aaa	3135G0K36	5,288,000	4,983,914	5,015,721	49,006	3.002
FNMA Note	2.125	4/24/2026	Agy	AA+	Aaa	3135G0K36	354,000	344,796	335,773	3,281	2.533
FNMA Note	2.125	4/24/2026	Agy	AA+	Aaa	3135G0K36	4,962,000	4,984,061	4,706,507	45,985	2.055
FNMA Note	1.875	9/24/2026	Agy	AA+	Aaa	3135G0Q22	5,300,000	5,300,954	4,954,546	1,932	1.872
FNMA Note	1.875	9/24/2026	Agy	AA+	Aaa	3135G0Q22	5,547,000	5,965,688	5,185,447	2,022	0.574
U.S. Treasury Note	1.125	2/28/2027	Tsy	AA+	Aaa	912828ZB9	4,940,000	4,990,365	4,478,802	4,833	0.941
U.S. Treasury Note	0.500	5/31/2027	Tsy	AA+	Aaa	912828ZS2	5,025,000	5,001,249	4,404,915	8,421	0.575
U.S. Treasury Note	0.500	5/31/2027	Tsy	AA+	Aaa	912828ZS2	5,672,000	5,432,491	4,972,075	9,505	1.304
U.S. Treasury Note	2.625	5/31/2027	Tsy	AA+	Aaa	91282CET4	6,000,000	5,769,141	5,747,100	52,788	3.476
U.S. Treasury Note	2.625	5/31/2027	Tsy	AA+	Aaa	91282CET4	840,000	779,723	804,594	7,390	4.363
U.S. Treasury Note	2.625	5/31/2027	Tsy	AA+	Aaa	91282CET4	5,743,000	5,492,865	5,500,933	50,527	3.693
Total		3.476					78,000,728	76,039,180	72,988,582	486,914	2.313

*MV w/o Accrued includes the Bank of New York Mellon accrued interest for treasury bills, discount notes, and commercial paper. Original Cost does not include accrued interest.

Portfolio: LA City MICLA19 ST LGT FIN 27F

Date: 3/31/23

Issuer	Coupon	Maturity	Type	S&P	Moody's	CUSIP	Par Value	Original Cost	MV w/o Accrued*	Accr Income	Yld Mat
Bk of New York Mellon - Sweep	4.660	4/3/2023	MMF	AAAm	Aaa-mf		6,947,156	6,947,156	6,947,156	26,814	4.725
Total		0.008					6,947,156	6,947,156	6,947,156	26,814	4.725

Portfolio: City of LA DWP WRB 2022D M3E

Date: 3/31/23

Issuer	Coupon	Maturity	Type	S&P	Moody's	CUSIP	Par Value	Original Cost	MV w/o Accrued*	Accr Income	Yld Mat
Bk of New York Mellon - Sweep	4.660	4/3/2023	MMF	AAAm	Aaa-mf		51,729	51,729	51,729	196	4.725
FHLB DN	0.000	4/28/2023	Agy	A-1+	P-1	313384EX3	47,036,000	46,679,088	46,888,777	0	4.796
FHLB DN	0.000	5/31/2023	Agy	A-1+	P-1	313384GG8	49,360,000	48,964,709	48,998,685	0	4.819
Total		0.123					96,447,729	95,695,526	95,939,191	196	4.807

Portfolio: LA City MICLA20 STLGTS FIN 27J

Date: 3/31/23

Issuer	Coupon	Maturity	Type	S&P	Moody's	CUSIP	Par Value	Original Cost	MV w/o Accrued*	Accr Income	Yld Mat
Bk of New York Mellon - Sweep	4.660	4/3/2023	MMF	AAAm	Aaa-mf		5,708,603	5,708,603	5,708,603	22,097	4.725
Total		0.008					5,708,603	5,708,603	5,708,603	22,097	4.725

*MV w/o Accrued includes the Bank of New York Mellon accrued interest for treasury bills, discount notes, and commercial paper. Original Cost does not include accrued interest.

MONTHLY TRANSACTIONS

Portfolio: Reserve 9218-2

Issuer	Side	Type	CUSIP	Trade Date	Settlement Date	Maturity Date	Par Value
FHLB Note	Buy	Agy	3130AV7L0	3/2/2023	3/3/2023	2/28/2025	15,000,000
U.S. Treasury Bill	Buy	Tsy	912796Z28	3/16/2023	3/16/2023	2/22/2024	41,500,000
U.S. Treasury Note	Sell	Tsy	91282CFM8	3/20/2023	3/21/2023	9/30/2027	60,000,000
Comerica Inc	Sell	Corp	20034DJA8	3/20/2023	3/22/2023	7/23/2024	10,000,000
U.S. Treasury Bill	Transfer Out	Tsy	912796Z28	3/21/2023	3/21/2023	2/22/2024	41,500,000
TVA Note	Buy	Agy	880591EZ1	3/27/2023	3/30/2023	3/15/2028	10,000,000
U.S. Treasury Note	Buy	Tsy	91282CGR6	3/31/2023	4/3/2023	3/15/2026	50,000,000
John Deere	Transfer Out	Corp	24422EUX5	3/31/2023	3/31/2023	3/7/2024	10,000,000
Charles Schwab	Transfer Out	Corp	808513BN4	3/31/2023	3/31/2023	3/18/2024	10,000,000
Toyota	Transfer Out	Corp	89236TJX4	3/31/2023	3/31/2023	3/22/2024	10,000,000
Northwestern Mutual	Transfer Out	Corp	66815L2B4	3/31/2023	3/31/2023	3/25/2024	20,000,000
U.S. Treasury Note	Transfer Out	Tsy	912828W71	3/31/2023	3/31/2023	3/31/2024	95,000,000
U.S. Treasury Note	Transfer Out	Tsy	91282CEG2	3/31/2023	3/31/2023	3/31/2024	20,000,000
U.S. Treasury Note	Transfer In	Tsy	91282CBZ3	3/31/2023	3/31/2023	4/30/2028	75,000,000

Portfolio: Core 9218-1

Issuer	Side	Type	Cusip	Trade Date	Settlement Date	Maturity Date	Par Value
BNP Paribas	Buy	CP	09659CQ27	3/1/2023	3/1/2023	3/2/2023	28,000,000
Johnson & Johnson	Buy	CP	47816GTU3	3/1/2023	3/1/2023	6/28/2023	125,000,000
FHLB DN	Buy	Agy	313384HL6	3/2/2023	3/2/2023	6/28/2023	101,841,000
BNP Paribas	Buy	CP	09659CQ76	3/3/2023	3/3/2023	3/7/2023	11,050,000
BNP Paribas	Buy	CP	09659CQ84	3/6/2023	3/6/2023	3/8/2023	30,000,000
BNP Paribas	Buy	CP	09659CQ76	3/6/2023	3/6/2023	3/7/2023	24,775,000
BNP Paribas	Buy	CP	09659CQ92	3/7/2023	3/7/2023	3/9/2023	36,290,000
Landesbank Baden-Wurtt	Buy	CP	5148X1Q97	3/8/2023	3/8/2023	3/9/2023	57,500,000
BNP Paribas	Buy	CP	09659CQE1	3/13/2023	3/13/2023	3/14/2023	27,909,000
UnitedHealth Group	Buy	CP	91058UQU0	3/14/2023	3/14/2023	3/28/2023	36,575,000
Landesbank Baden-Wurtt	Buy	CP	5148X1QF3	3/14/2023	3/14/2023	3/15/2023	83,000,000
BNP Paribas	Buy	CP	09659CQL5	3/15/2023	3/15/2023	3/20/2023	15,250,000
UnitedHealth Group	Buy	CP	91058UTU7	3/15/2023	3/15/2023	6/28/2023	100,000,000
Koch Industries	Buy	CP	50000ER48	3/16/2023	3/16/2023	4/4/2023	28,406,000
FHLB DN	Buy	Agy	313384DS5	3/17/2023	3/17/2023	3/30/2023	26,628,000
BNP Paribas	Buy	CP	09659CQN1	3/20/2023	3/20/2023	3/22/2023	23,674,000
TVA DN	Buy	Agy	880592DS6	3/21/2023	3/21/2023	3/30/2023	57,392,000

Portfolio: Core 9218-1 (Cont.)

Issuer	Side	Type	Cusip	Trade Date	Settlement Date	Maturity Date	Par Value
U.S. Treasury Bill	Transfer In	Tsy	912796Z28	3/21/2023	3/21/2023	2/22/2024	41,500,000
FHLB DN	Buy	Agy	313384DW6	3/22/2023	3/22/2023	4/3/2023	66,499,000
FHLMC DN	Buy	Agy	313396EH2	3/23/2023	3/23/2023	4/14/2023	62,956,000
Estee Lauder	Buy	CP	51843UTM9	3/28/2023	3/28/2023	6/21/2023	56,300,000
FHLMC DN	Buy	Agy	313396HL0	3/28/2023	3/28/2023	6/28/2023	150,000,000
Amazon	Buy	CP	02314QTF6	3/29/2023	3/29/2023	6/15/2023	70,000,000
FHLB DN	Buy	Agy	313384FT1	3/29/2023	3/29/2023	5/18/2023	25,500,000
FHLB DN	Buy	Agy	313384HL6	3/30/2023	3/30/2023	6/28/2023	110,000,000
FHLB DN	Buy	Agy	313384FR5	3/31/2023	3/31/2023	5/16/2023	32,636,000
FHLB DN	Buy	Agy	313384FC8	3/31/2023	3/31/2023	5/3/2023	35,000,000
John Deere	Transfer In	Corp	24422EUX5	3/31/2023	3/31/2023	3/7/2024	10,000,000
Charles Schwab	Transfer In	Corp	808513BN4	3/31/2023	3/31/2023	3/18/2024	10,000,000
Toyota	Transfer In	Corp	89236TJX4	3/31/2023	3/31/2023	3/22/2024	10,000,000
Northwestern Mutual	Transfer In	Corp	66815L2B4	3/31/2023	3/31/2023	3/25/2024	20,000,000
U.S. Treasury Note	Transfer In	Tsy	912828W71	3/31/2023	3/31/2023	3/31/2024	95,000,000
U.S. Treasury Note	Transfer In	Tsy	91282CEG2	3/31/2023	3/31/2023	3/31/2024	20,000,000

Portfolio: Extended Reserve 9218-5

Issuer	Side	Type	Cusip	Trade Date	Settlement Date	Maturity Date	Par Value
U.S. Treasury Note	Buy	Tsy	91282CGM7	3/31/2023	4/3/2023	2/15/2033	20,000,000
U.S. Treasury Note	Transfer Out	Tsy	91282CBZ3	3/31/2023	3/31/2023	4/30/2028	75,000,000

Portfolio: Wastewater 208

Issuer	Side	Type	Cusip	Trade Date	Settlement Date	Maturity Date	Par Value
U.S. Treasury Bill	Buy	Tsy	912796Z85	3/2/2023	3/2/2023	3/28/2023	11,076,000
Landesbank Baden-Wurt	Buy	CP	5148X1QU0	3/7/2023	3/7/2023	3/28/2023	45,182,000
U.S. Treasury Bill	Buy	Tsy	912796Z93	3/7/2023	3/7/2023	4/4/2023	76,556,000
Emerson Electric	Buy	CP	29101BR46	3/9/2023	3/9/2023	4/4/2023	11,079,000
UnitedHealth Group	Buy	CP	91058URB1	3/14/2023	3/14/2023	4/11/2023	9,653,000
UnitedHealth Group	Buy	CP	91058URB1	3/16/2023	3/16/2023	4/11/2023	11,079,000
IBRD DN	Buy	Supra	459052EU6	3/21/2023	3/21/2023	4/25/2023	48,015,000
IBRD DN	Buy	Supra	459052EM4	3/21/2023	3/21/2023	4/18/2023	12,432,000
Koch Industries	Buy	CP	50000ERR7	3/23/2023	3/23/2023	4/25/2023	11,089,000
FHLB DN	Buy	Agy	313384FJ3	3/28/2023	3/28/2023	5/9/2023	45,427,000
FHLMC DN	Buy	Agy	313396FB4	3/28/2023	3/28/2023	5/2/2023	11,126,000

Portfolio: Wastewater 208 (Cont.)

Issuer	Side	Type	Cusip	Trade Date	Settlement Date	Maturity Date	Par Value
U.S. Treasury Note	Buy	Tsy	91282CGR6	3/31/2023	3/31/2023	3/15/2026	4,789,000

Portfolio: Harbor Emergency FD 751

Issuer	Side	Type	Cusip	Trade Date	Settlement Date	Maturity Date	Par Value
FHLB DN	Buy	Agy	313384KW8	3/2/2023	3/2/2023	8/25/2023	3,307,000

Portfolio: DWP WRB 2022D M3E

Issuer	Side	Type	Cusip	Trade Date	Settlement Date	Maturity Date	Par Value
FHLB DN	Buy	Agy	313384GG8	3/30/2023	3/30/2023	5/31/2023	49,360,000

**CITY OF LOS ANGELES
OFFICE OF FINANCE
AUTHORIZED DEALERS AND ISSUERS**

PRIMARY DEALERS

1. AMHERST PIERPONT SECURITIES LLC
2. BANK OF NOVA SCOTIA, NEW YORK AGENCY
3. BARCLAYS CAPITAL INC
4. BMO CAPITAL MARKETS CORP
5. BNP PARIBAS SECURITIES CORP
6. BofA SECURITIES, INC
7. CANTOR FITZGERALD & CO
8. CITIGROUP GLOBAL MARKETS INC
9. CREDIT SUISSE SECURITIES (USA) LLC
10. DAIWA CAPITAL MARKETS AMERICA INC
11. DEUTSCHE BANK SECURITIES INC
12. HSBC SECURITIES (USA) INC

13. JEFFERIES LLC
14. JP MORGAN SECURITIES, INC
15. MIZUHO SECURITIES USA INC
16. MORGAN STANLEY & CO LLC
17. NATWEST MARKETS SECURITIES INC
18. NOMURA AMERICA FINANCE LLC
19. RBC CAPITAL MARKETS, LLC
20. SOCIETE GENERALE, NEW YORK BRANCH
21. TD SECURITIES (USA) LLC
22. UBS SECURITIES LLC

SECONDARY DEALERS

1. BNY MELLON CAPITAL MARKETS LLC
2. CIBC WORLD MARKETS CORP
3. LLOYDS SECURITIES, INC
4. LOOP CAPITAL
5. MARKETAXESS CORP
6. MESIROW FINANCIAL INC
7. MITSUBISHI UFJ SECURITIES (USA), INC
8. RAMIREZ AND CO
9. PIPER JAFFRAY CO
10. STIFEL, NICOLAUS & COMPANY, INC
11. SIEBERT WILLIAMS SHANK & CO
12. US BANCORP

COMMERCIAL PAPER ISSUERS*

1. 3M CO
2. AIR PRODUCTS & CHEMICALS INC
3. ALPHABET INC
4. AMAZON.COM INC
5. APPLE INC
6. ARCHER-DANIELS-MIDLAND CO
7. BANK OF NEW YORK CO INC
8. BANK OF NOVA SCOTIA NY
9. BANK OF TOKYO-MIT UFJ NY
10. BMW US CAPITAL LLC
11. BNP PARIBAS NEW YORK
12. BRISTOL-MYERS SQUIBB
13. CANADIAN IMPERIAL HOLDING
14. CARGILL INC
15. CBA (DE) FINANCE
16. CHARLES SCHWAB CORP
17. CHEVRON CORP
18. CHEVRON FUNDING CORP
19. CISCO SYSTEMS
20. COCA-COLA CO
21. COLGATE-PALMOLIVE CO
22. CUMMINS INC
23. DEERE & CO
24. ELI LILLY & CO
25. EMERSON ELECTRIC CO
26. ESTEE LAUDER
27. EXXON MOBIL CORP
28. FLORIDA POWER & LIGHT CO

29. GOOGLE INC
30. HARVARD UNIVERSITY
31. HERSHEY CO
32. HOME DEPOT INC
33. HONEYWELL INTERNATIONAL
34. HSBC USA INC
35. ING (US) FUNDING LLC
36. INTEL CORP
37. JOHNSON & JOHNSON
38. JP MORGAN SECURITIES, LLC
39. KOCH INDUSTRIES INC
40. KOMATSU FINANCE AMERICA
41. LANDESBANK BADEN-WURTT
42. L'OREAL USA INC
43. MASS MUTUAL LIFE INSURANCE CO
44. MERCK & CO INC
45. METLIFE FUNDING INC
46. MICROSOFT CORP
47. MIZUHO BANK LTD/NY
48. NATL AUSTRALIA FDG (DE)
49. NATL SECURITIES CLEARING CORP
50. NESTLE CAPITAL CORP
51. NETJETS INC
52. NIKE INC
53. PACCAR FINANCIAL CORP
54. PEPSICO INC
55. PFIZER INC
56. PHILIP MORRIS INTL INC

57. PNC BANK NA
58. PRAXAIR INC
59. PROCTER & GAMBLE CO
60. PRUDENTIAL FUNDING LLC
61. QUALCOM INC
62. RABOBANK USA FIN CORP
63. ROCHE HOLDINGS INC
64. ROYAL BANK OF CANADA NY
65. SIEMENS CAPITAL CO LLC
66. SOCIETE GENERALE N AMERICA INC
67. SOUTHERN CALIFORNIA GAS CO
68. STATE STREET CORP
69. SUMITOMO MITSUI TRUST NEW YORK
70. TARGET CORP
71. TEXAS INSTRUMENT
72. TORONTO DOMINION HOLDINGS U.S.A, INC
73. TOYOTA MOTOR CREDIT CORP
74. UBS AMERICAS INC
75. UBS FINANCE (DE) INC
76. UNILEVER CAPITAL CORP
77. UNION BANK NORTH AMERICA
78. UNITED PARCEL SERV INC
79. UNITEDHEALTH GROUP INC
80. US BANCORP
81. USAA CAPITAL CORP
82. WALT DISNEY CO

*Based on short-term credit rating information provided by Bloomberg Professional, as of 4/14/2023

CORPORATE BOND ISSUERS**

- | | | |
|--|----------------------------------|---|
| 1. 3M CO | 38. DANAHER CORP | 75. NORTHWESTERN MUTUAL LIFE INSURANCE CO |
| 2. ABBOTT LABORATORIES | 39. DEERE & CO | 76. NVIDIA CORP |
| 3. ADOBE INC | 40. ELI LILLY & CO | 77. ONE GAS INC |
| 4. AFLAC INC | 41. EMERSON ELECTRIC CO | 78. PACCAR INC |
| 5. AIR PRODUCTS & CHEMICALS INC | 42. ESTEE LAUDER COMPANIES | 79. PAYPAL HOLDINGS INC |
| 6. ALLSTATE CORP | 43. EXXON MOBIL CORP | 80. PEPSICO INC |
| 7. ALPHABET INC | 44. FLORIDA POWER & LIGHT | 81. PFIZER INC |
| 8. AMAZON.COM INC | 45. FRANKLIN RESOURCES INC | 82. PHILIP MORRIS INTERNATIONAL |
| 9. AMERICAN EXPRESS CO | 46. GENERAL DYNAMICS CORP | 83. PNC FINANCIAL SERVICES GROUP |
| 10. AMERICAN HONDA FINANCE CORP | 47. GOLDMAN SACHS GROUP INC | 84. PROCTER & GAMBLE CO |
| 11. ANALOG DEVICES INC | 48. HERSHEY CO | 85. PROGRESSIVE CORP |
| 12. APPLE INC | 49. HOME DEPOT INC | 86. PUBLIC SERVICE ELECTRIC & GAS CO |
| 13. APPLIED MATERIALS INC | 50. HONEYWELL INTERNATIONAL INC | 87. PUBLIC STORAGE |
| 14. ARCHER-DANIELS-MIDLAND CO | 51. HORMEL FOODS CORP | 88. QUALCOMM INC |
| 15. ARIZONA PUBLIC SERVICE CO | 52. ILLINOIS TOOL WORKS | 89. REGENTS OF THE UNIVERSITY OF CALIFORNIA |
| 16. AUTOMATIC DATA PROCESSING | 53. INTEL CORP | 90. ROCKWELL AUTOMATION INC |
| 17. BANK OF AMERICA CORP | 54. INTERCONTINENTAL EXCHANGE IN | 91. SALESFORCE INC |
| 18. BANK OF AMERICA NATIONAL ASSOCIATION | 55. INTL BUSINESS MACHINES CORP | 92. SCHLUMBERGER LTD |
| 19. BANK OF NEW YORK MELLON CORP | 56. INTUIT INC | 93. SCHWAB (CHARLES) CORP |
| 20. BERKSHIRE HATHAWAY INC | 57. JOHNSON & JOHNSON | 94. SNAP-ON INC |
| 21. BLACKROCK INC | 58. JPMORGAN CHASE & CO | 95. SOUTHERN CALIFORNIA GAS CO |
| 22. BMW US CAPITAL LLC | 59. KEYBANK NATIONAL ASSOCIATION | 96. STATE STREET CORP |
| 23. BRISTOL-MYERS SQUIBB CO | 60. KIMBERLY-CLARK CORP | 97. TARGET CORP |
| 24. BROWN-FORMAN CORP | 61. LOCKHEED MARTIN CORP | 98. TEXAS INSTRUMENTS INC |
| 25. CATERPILLAR INC | 62. LOEWS CORP | 99. TJX COMPANIES INC |
| 26. CHEVRON CORP | 63. M & T BANK CORP | 100. TOYOTA MOTOR CREDIT CORP |
| 27. CISCO SYSTEMS INC | 64. MASTERCARD INC | 101. TRAVELERS COS INC |
| 28. CITIBANK NATIONAL ASSOCIATION | 65. MERCK & CO. INC. | 102. TRUIST FINANCIAL CORP |
| 29. CITIGROUP INC | 66. META PLATFORMS INC | 103. UNILEVER CAPITAL CORP |
| 30. CME GROUP INC | 67. METLIFE INC | 104. UNION PACIFIC CORP |
| 31. COCA-COLA CO | 68. MICROSOFT CORP | 105. UNITED PARCEL SERVICE |
| 32. COLGATE-PALMOLIVE CO | 69. MORGAN STANLEY | 106. UNITEDHEALTH GROUP INC |
| 33. COMCAST CORP | 70. MUFJ UNION BANK NA | 107. US BANCORP |
| 34. COMERICA INC | 71. NEXTERA ENERGY INC | 108. VISA INC |
| 35. CONOCOPHILLIPS | 72. NIKE INC | 109. WALT DISNEY CO |
| 36. COSTCO WHOLESALE CORP | 73. NORTHERN STATES POWER/MN | 110. WW GRAINGER INC |
| 37. CUMMINS INC | 74. NORTHERN TRUST CORP | |

**Based on credit rating information as of 4/10/2023 provided by Bloomberg Professional

SUPRANATIONAL ISSUERS

1. INTER-AMERICAN DEVELOPMENT BANK
2. INTERNATIONAL BANK FOR RECONSTRUCTION AND DEVELOPMENT
3. INTERNATIONAL FINANCE CORPORATION

ASSET BACKED SECURITIES ISSUERS*

1. AMERICAN EXPRESS CREDIT CARD TRUST
2. BANK OF AMERICA CREDIT CARD TRUST
3. BMW VEHICLE OWNER TRUST
4. CAPITAL ONE MASTER TRUST
5. CHASE ISSUANCE TRUST
6. CITIGROUP MASTER TRUST
7. DISCOVER CARD EXECUTION NOTE TRUST
8. FORD CREDIT AUTO OWNER TRUST
9. HONDA AUTO RECEIVABLES OWNER TRUST
10. MASTER CREDIT CARD TRUST
11. MERCEDES-BENZ AUTO RECEIVABLES TRUST
12. NISSAN AUTO RECEIVABLE OWNER TRUST
13. TOYOTA AUTO RECEIVABLES OWNER TRUST
14. VISA CARD MASTER TRUST
15. GM FINANCIAL CONSUMER AUTOMOBILE RECEIVABLES TRUST

* Five year legal final maximum maturity